

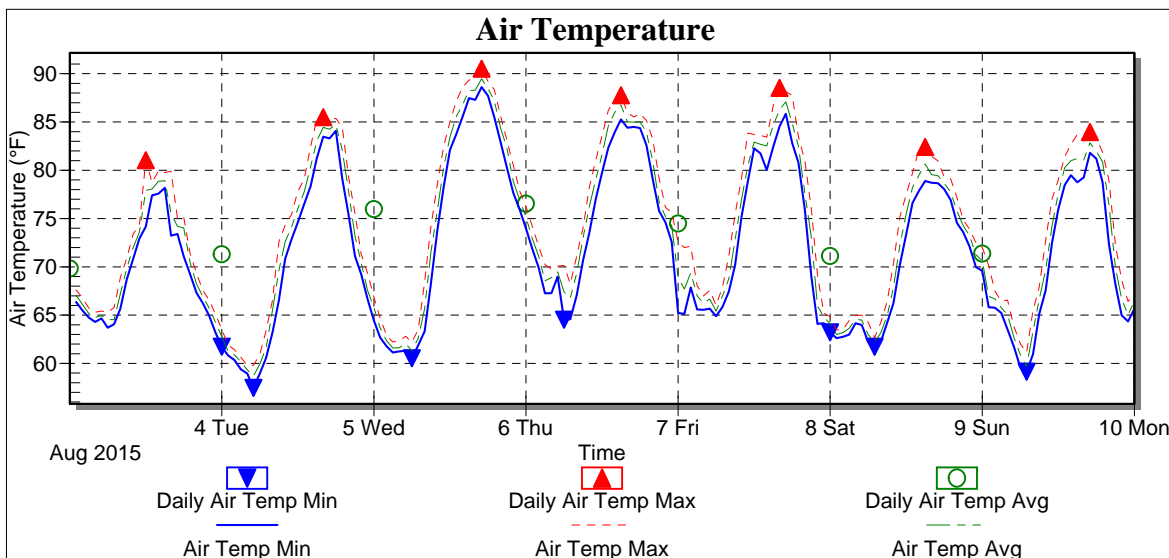
Weather Station: CCSD

Location: Outback School

Report Type: Custom Day

Created: Friday, August 14, 2015 12:46 PM

Report Period: Monday, August 03, 2015 - Sunday, August 09, 2015



Date	Air Temp Min (°F)	Air Temp Max (°F)	Air Temp Avg (°F)
8/3/2015	61.72	81.05	69.82
8/4/2015	57.47	85.50	71.31
8/5/2015	60.53	90.52	75.98
8/6/2015	64.53	87.76	76.53
8/7/2015	63.21	88.54	74.48
8/8/2015	61.72	82.42	71.11
8/9/2015	59.14	83.97	71.37
Low	57.47	81.05	69.82
High	64.53	90.52	76.53
Average	61.19	85.68	72.94
Std Dev	2.21	3.18	2.47

Weather Station: CCSD

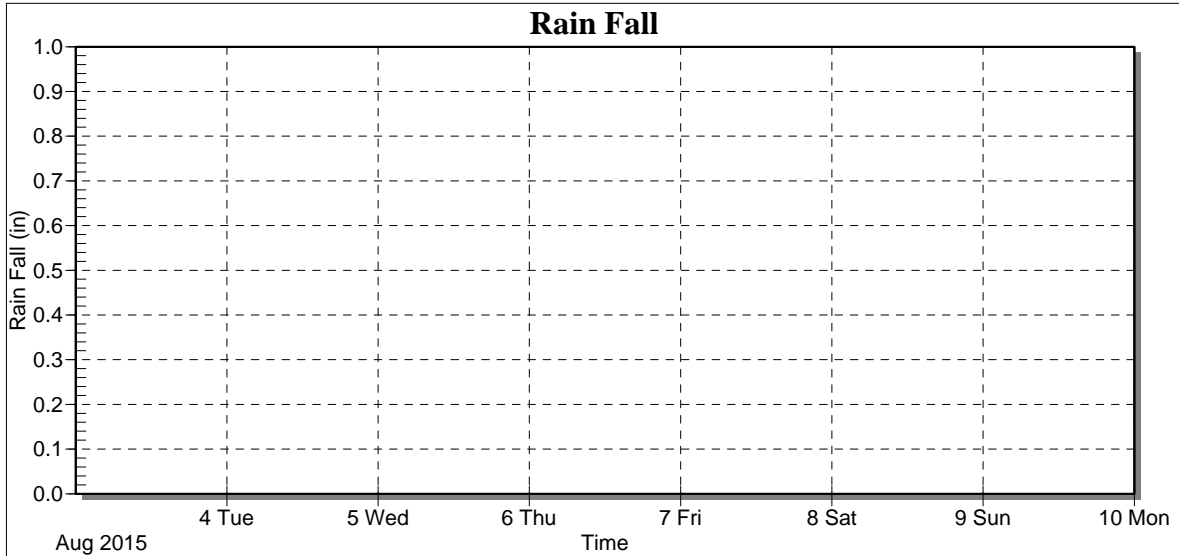


Location: Outback School

Report Type: Custom Day

Created: Friday, August 14, 2015 12:46 PM

Report Period: Monday, August 03, 2015 - Sunday, August 09, 2015



Date	Rain Fall (in)
8/3/2015	0.00
8/4/2015	0.00
8/5/2015	0.00
8/6/2015	0.00
8/7/2015	0.00
8/8/2015	0.00
8/9/2015	0.00
Low	0.00
High	0.00
Average	0.00
Std Dev	0.00
Total	0.00

Weather Station: CCSD

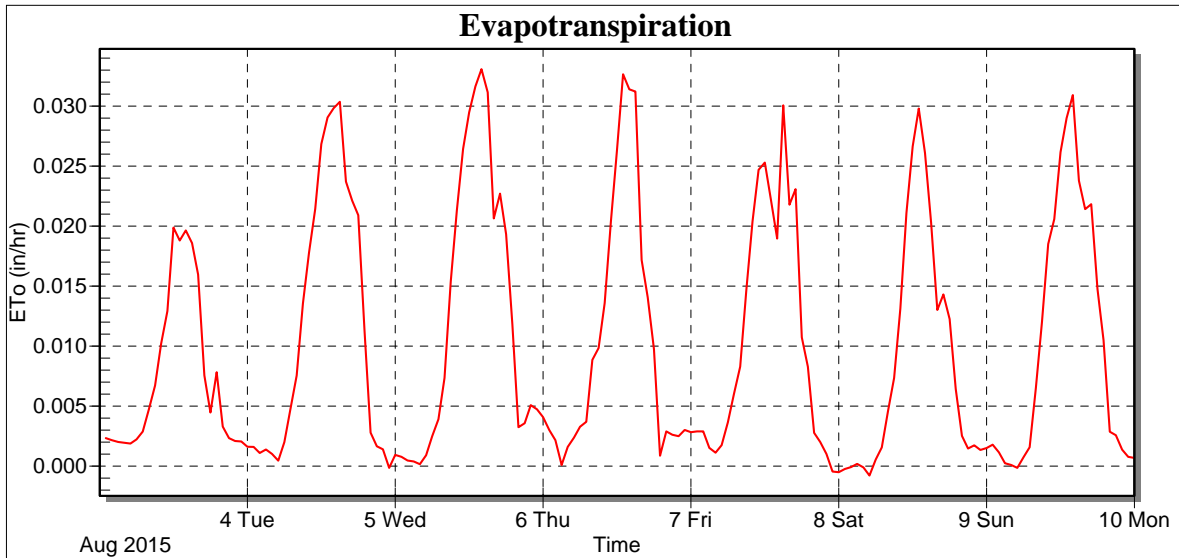


Location: Outback School

Report Type: Custom Day

Created: Friday, August 14, 2015 12:46 PM

Report Period: Monday, August 03, 2015 - Sunday, August 09, 2015



Date	Daily ETo (in/day)	Rain Fall (in)
8/3/2015	0.17	0.00
8/4/2015	0.27	0.00
8/5/2015	0.30	0.00
8/6/2015	0.25	0.00
8/7/2015	0.25	0.00
8/8/2015	0.20	0.00
8/9/2015	0.25	0.00
Low	0.17	0.000
High	0.30	0.000
Average	0.24	0.000
Std Dev	0.04	0.000
Total	1.69	0.000