

Weather Station: CCSD

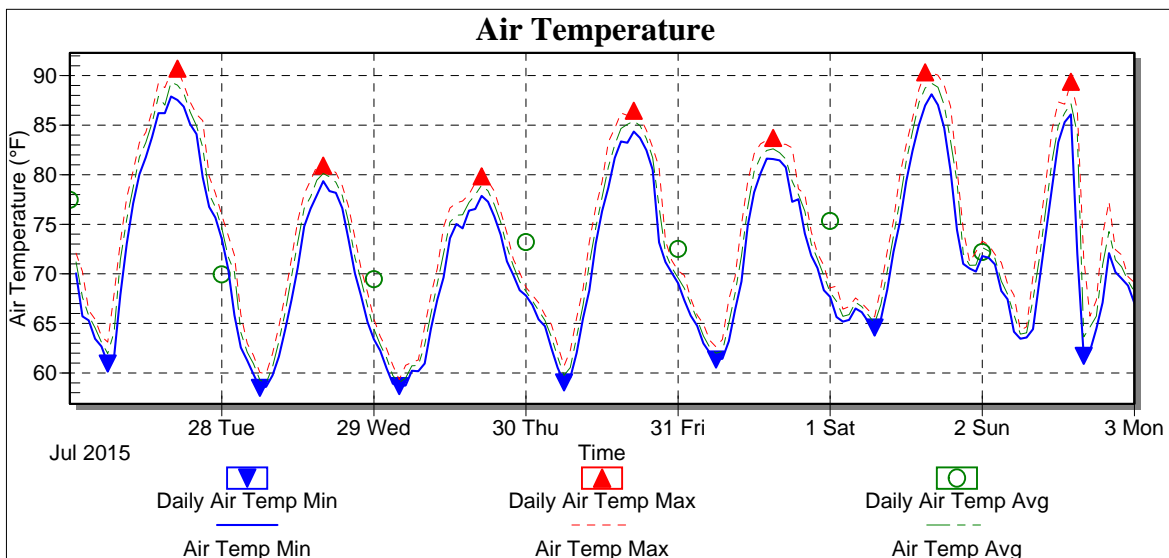


Location: Outback School

Report Type: Custom Day

Created: Friday, August 14, 2015 12:45 PM

Report Period: Monday, July 27, 2015 - Sunday, August 02, 2015



Date	Air Temp Min (°F)	Air Temp Max (°F)	Air Temp Avg (°F)
7/27/2015	60.94	90.70	77.47
7/28/2015	58.50	80.92	69.93
7/29/2015	58.68	79.84	69.45
7/30/2015	59.04	86.45	73.19
7/31/2015	61.36	83.71	72.50
8/1/2015	64.58	90.34	75.33
8/2/2015	61.72	89.38	72.20
Low	58.50	79.84	69.45
High	64.58	90.70	77.47
Average	60.69	85.91	72.87
Std Dev	2.01	4.17	2.63

Weather Station: CCSD

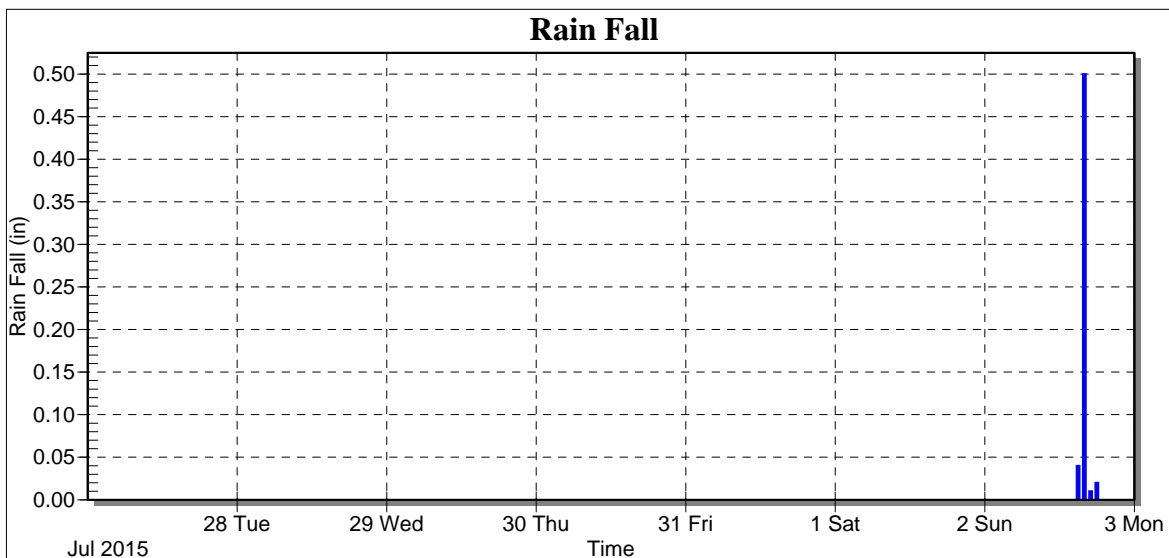


Location: Outback School

Report Type: Custom Day

Created: Friday, August 14, 2015 12:45 PM

Report Period: Monday, July 27, 2015 - Sunday, August 02, 2015



Date	Rain Fall (in)
7/27/2015	0.00
7/28/2015	0.00
7/29/2015	0.00
7/30/2015	0.00
7/31/2015	0.00
8/1/2015	0.00
8/2/2015	0.57
Low	0.00
High	0.57
Average	0.08
Std Dev	0.20
Total	0.57

Weather Station: CCSD

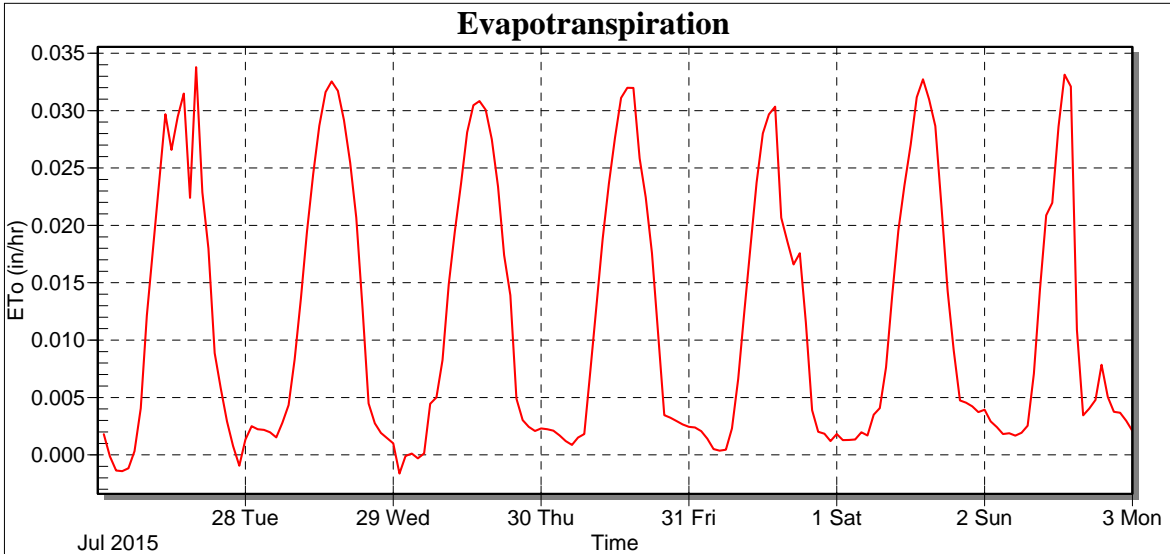


Location: Outback School

Report Type: Custom Day

Created: Friday, August 14, 2015 12:45 PM

Report Period: Monday, July 27, 2015 - Sunday, August 02, 2015



Date	Daily ETo (in/day)	Rain Fall (in)
7/27/2015	0.29	0.00
7/28/2015	0.31	0.00
7/29/2015	0.29	0.00
7/30/2015	0.29	0.00
7/31/2015	0.25	0.00
8/1/2015	0.30	0.00
8/2/2015	0.22	0.57
Low	0.22	0.000
High	0.31	0.570
Average	0.28	0.081
Std Dev	0.03	0.199
Total	1.95	0.570