

# Weather Station: CCSD

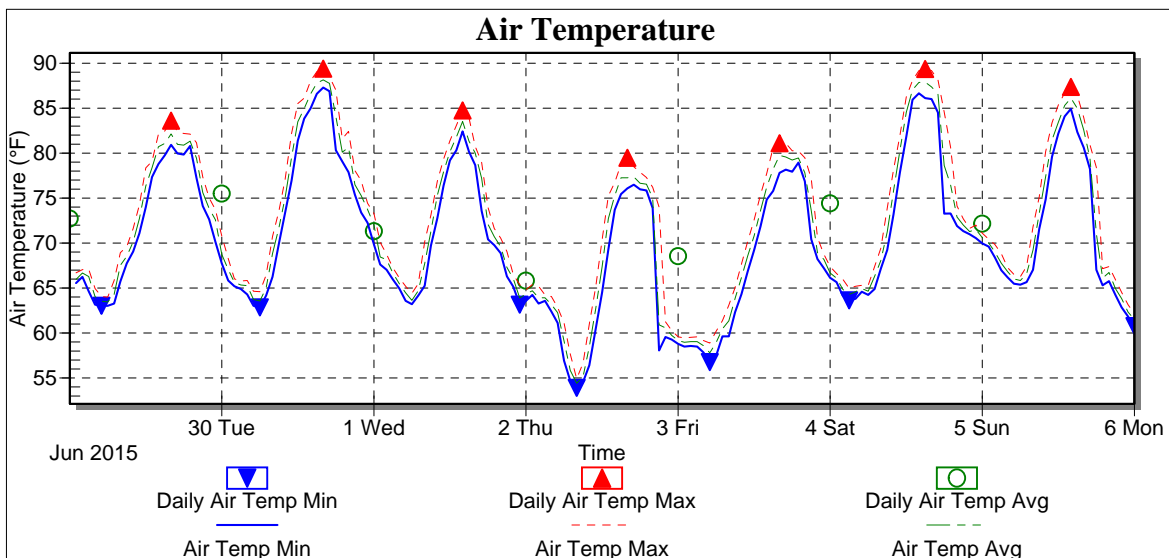


Location: Outback School

Report Type: Custom Day

Created: Tuesday, July 07, 2015 2:58 PM

Report Period: Monday, June 29, 2015 - Sunday, July 05, 2015



Date	Air Temp Min (°F)	Air Temp Max (°F)	Air Temp Avg (°F)
6/29/2015	63.03	83.61	72.72
6/30/2015	62.85	89.38	75.49
7/1/2015	63.16	84.74	71.32
7/2/2015	53.91	79.48	65.81
7/3/2015	56.77	81.10	68.54
7/4/2015	63.63	89.35	74.40
7/5/2015	60.76	87.37	72.16
Low	53.91	79.48	65.81
High	63.63	89.38	75.49
Average	60.59	85.00	71.49
Std Dev	3.51	3.61	3.10

# Weather Station: CCSD

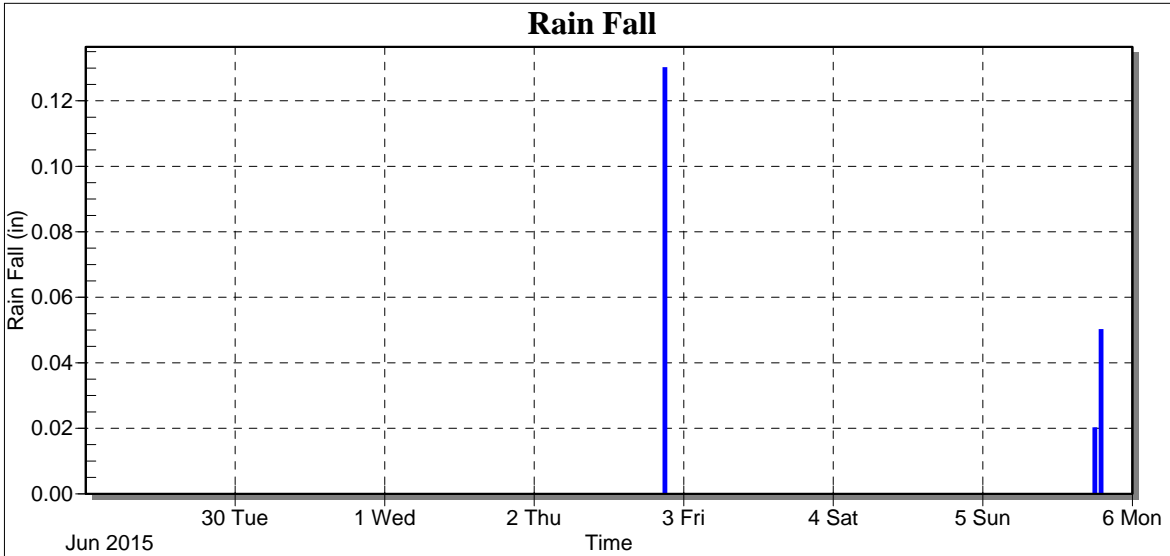


Location: Outback School

Report Type: Custom Day

Created: Tuesday, July 07, 2015 2:58 PM

Report Period: Monday, June 29, 2015 - Sunday, July 05, 2015



Date	Rain Fall (in)
6/29/2015	0.00
6/30/2015	0.00
7/1/2015	0.00
7/2/2015	0.13
7/3/2015	0.00
7/4/2015	0.00
7/5/2015	0.07
Low	0.00
High	0.13
Average	0.03
Std Dev	0.05
Total	0.20

# Weather Station: CCSD

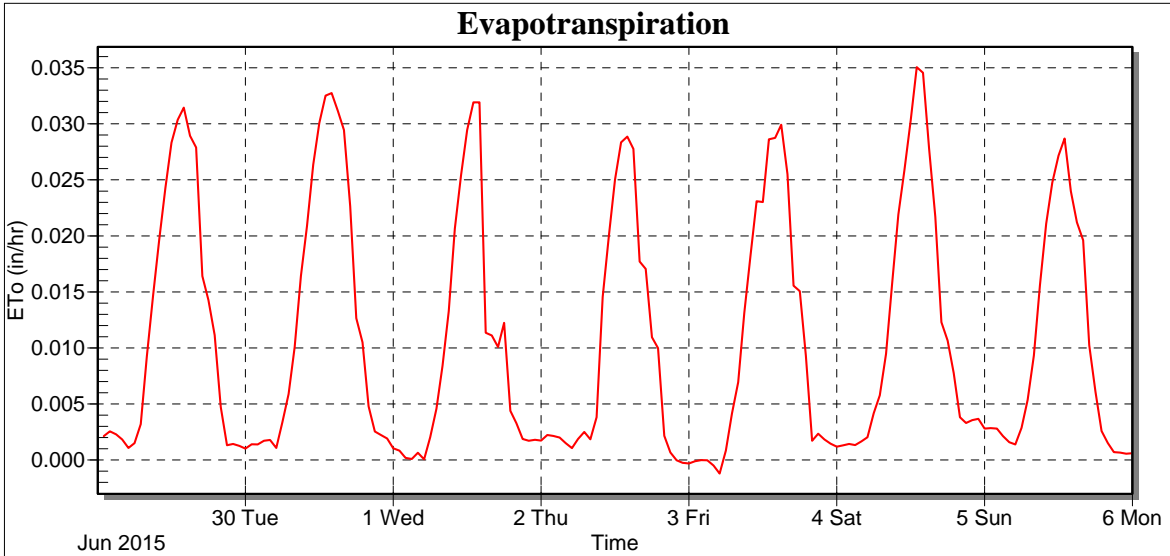


Location: Outback School

Report Type: Custom Day

Created: Tuesday, July 07, 2015 2:58 PM

Report Period: Monday, June 29, 2015 - Sunday, July 05, 2015



Date	Daily ETo (in/day)	Rain Fall (in)
6/29/2015	0.28	0.00
6/30/2015	0.30	0.00
7/1/2015	0.23	0.00
7/2/2015	0.22	0.13
7/3/2015	0.25	0.00
7/4/2015	0.29	0.00
7/5/2015	0.23	0.07
Low	0.22	0.000
High	0.30	0.130
Average	0.26	0.029
Std Dev	0.03	0.048
Total	1.80	0.200