

Weather Station: CCSD

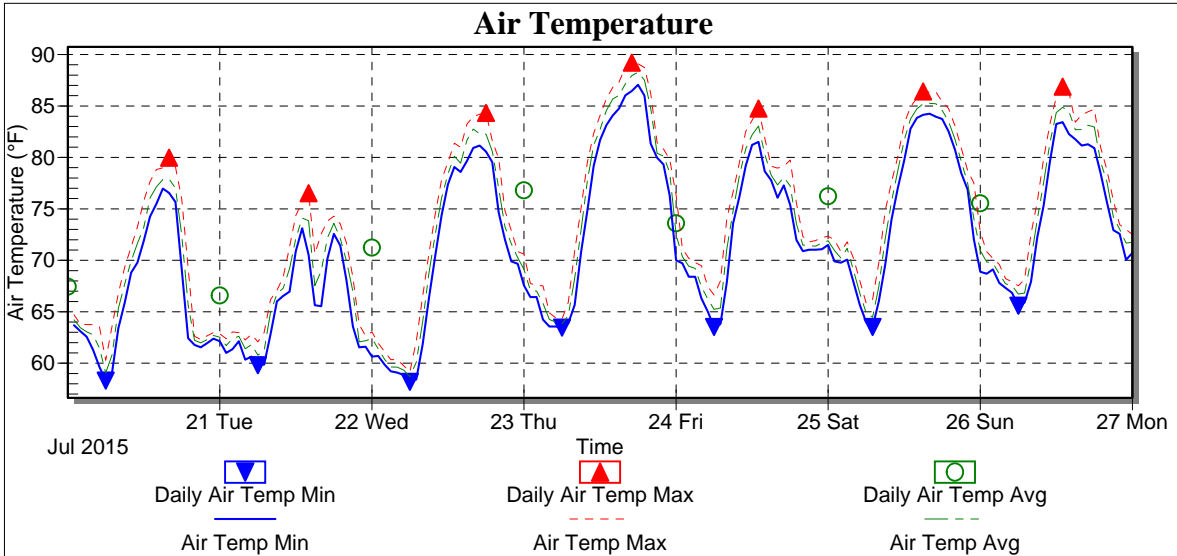


Location: Outback School

Report Type: Custom Day

Created: Friday, August 14, 2015 12:44 PM

Report Period: Monday, July 20, 2015 - Sunday, July 26, 2015



Date	Air Temp Min (°F)	Air Temp Max (°F)	Air Temp Avg (°F)
7/20/2015	58.32	79.97	67.44
7/21/2015	59.81	76.51	66.59
7/22/2015	58.19	84.33	71.22
7/23/2015	63.46	89.20	76.79
7/24/2015	63.52	84.74	73.59
7/25/2015	63.52	86.41	76.22
7/26/2015	65.59	86.88	75.55
Low	58.19	76.51	66.59
High	65.59	89.20	76.79
Average	61.77	84.01	72.49
Std Dev	2.73	4.04	3.87

Weather Station: CCSD

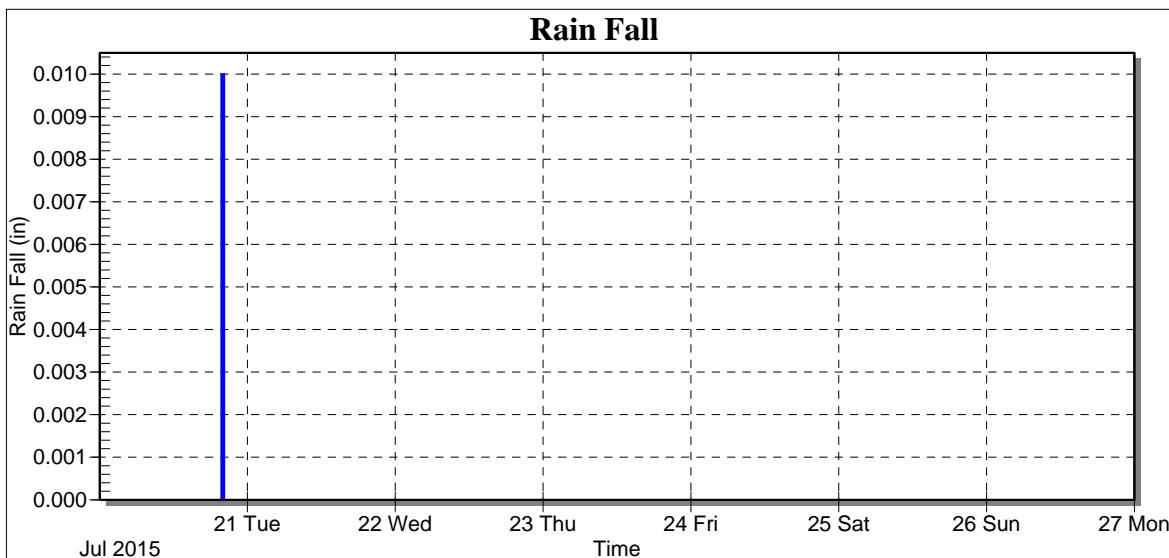


Location: Outback School

Report Type: Custom Day

Created: Friday, August 14, 2015 12:44 PM

Report Period: Monday, July 20, 2015 - Sunday, July 26, 2015



Date	Rain Fall (in)
7/20/2015	0.01
7/21/2015	0.00
7/22/2015	0.00
7/23/2015	0.00
7/24/2015	0.00
7/25/2015	0.00
7/26/2015	0.00
Low	0.00
High	0.01
Average	0.00
Std Dev	0.00
Total	0.01

Weather Station: CCSD

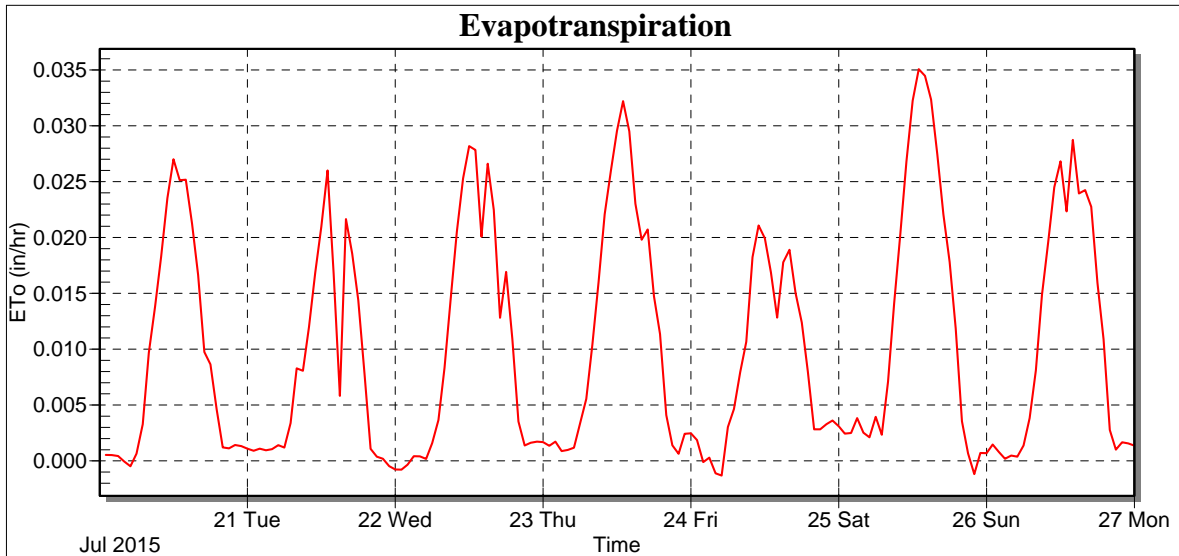


Location: Outback School

Report Type: Custom Day

Created: Friday, August 14, 2015 12:44 PM

Report Period: Monday, July 20, 2015 - Sunday, July 26, 2015



Date	Daily ETo (in/day)	Rain Fall (in)
7/20/2015	0.21	0.01
7/21/2015	0.19	0.00
7/22/2015	0.25	0.00
7/23/2015	0.28	0.00
7/24/2015	0.20	0.00
7/25/2015	0.31	0.00
7/26/2015	0.26	0.00
Low	0.19	0.000
High	0.31	0.010
Average	0.24	0.001
Std Dev	0.04	0.003
Total	1.70	0.010