

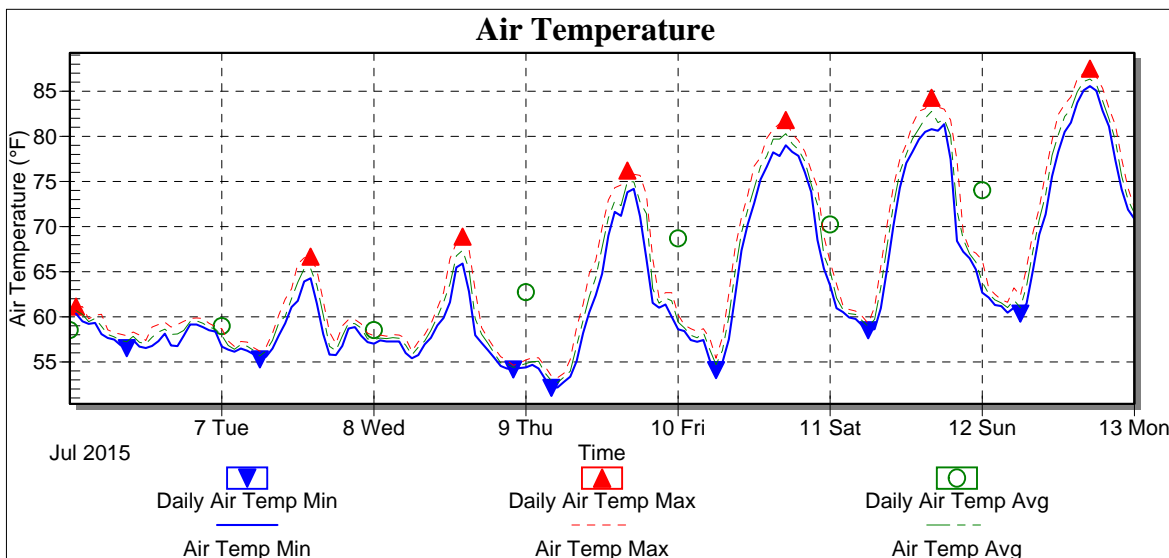
# Weather Station: CCSD

Location: Outback School

Report Type: Custom Day

Created: Monday, July 13, 2015 10:41 AM

Report Period: Monday, July 06, 2015 - Sunday, July 12, 2015



Date	Air Temp Min (°F)	Air Temp Max (°F)	Air Temp Avg (°F)
7/6/2015	56.52	61.12	58.53
7/7/2015	55.27	66.67	58.96
7/8/2015	54.16	68.88	58.52
7/9/2015	52.12	76.21	62.73
7/10/2015	54.09	81.81	68.68
7/11/2015	58.50	84.27	70.23
7/12/2015	60.35	87.49	74.03
Low	52.12	61.12	58.52
High	60.35	87.49	74.03
Average	55.86	75.21	64.53
Std Dev	2.62	9.17	5.93

# Weather Station: CCSD

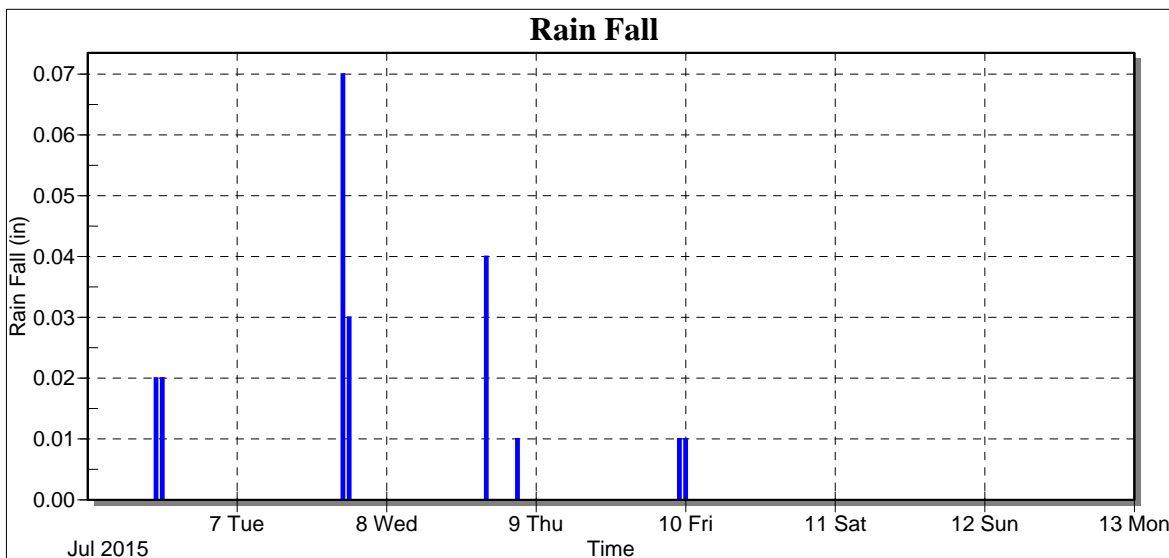


Location: Outback School

Report Type: Custom Day

Created: Monday, July 13, 2015 10:41 AM

Report Period: Monday, July 06, 2015 - Sunday, July 12, 2015



Date	Rain Fall (in)
7/6/2015	0.04
7/7/2015	0.10
7/8/2015	0.05
7/9/2015	0.02
7/10/2015	0.00
7/11/2015	0.00
7/12/2015	0.00
Low	0.00
High	0.10
Average	0.03
Std Dev	0.03
Total	0.21

# Weather Station: CCSD

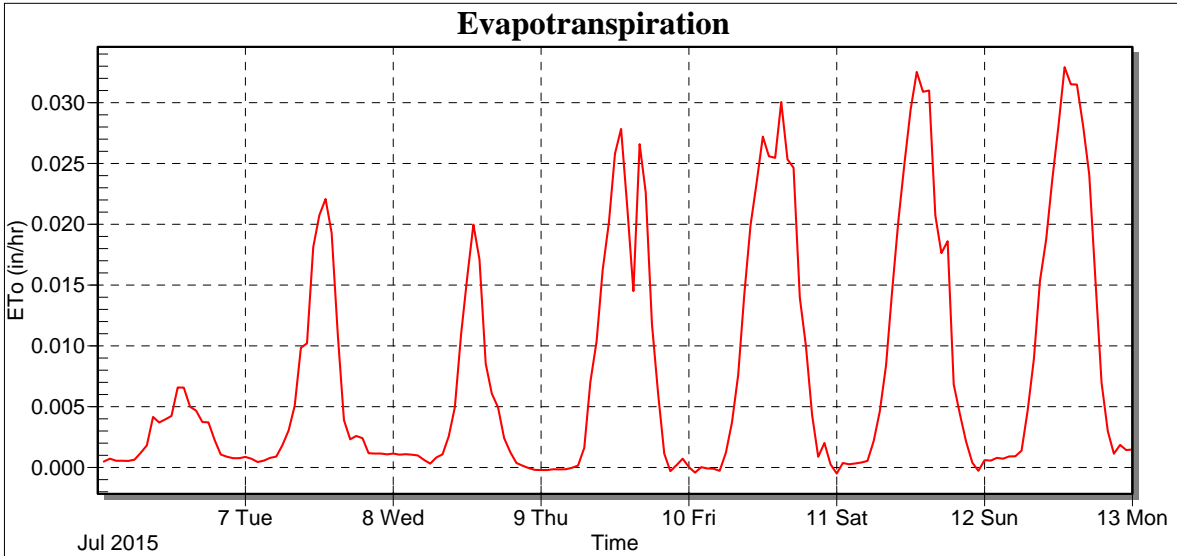


Location: Outback School

Report Type: Custom Day

Created: Monday, July 13, 2015 10:41 AM

Report Period: Monday, July 06, 2015 - Sunday, July 12, 2015



Date	Daily ETo (in/day)	Rain Fall (in)
7/6/2015	0.06	0.04
7/7/2015	0.14	0.10
7/8/2015	0.10	0.05
7/9/2015	0.21	0.02
7/10/2015	0.26	0.00
7/11/2015	0.27	0.00
7/12/2015	0.28	0.00
Low	0.06	0.000
High	0.28	0.100
Average	0.19	0.030
Std Dev	0.08	0.034
Total	1.32	0.210