

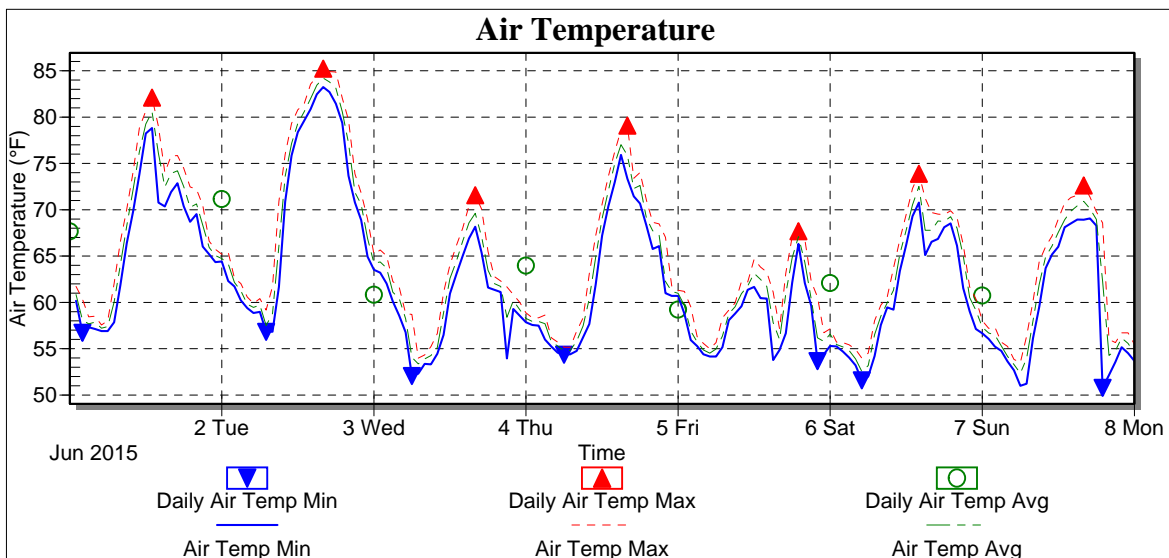
Weather Station: CCSD

Location: Outback School

Report Type: Custom Day

Created: Monday, June 15, 2015 7:23 AM

Report Period: Monday, June 01, 2015 - Sunday, June 07, 2015



Date	Air Temp Min (°F)	Air Temp Max (°F)	Air Temp Avg (°F)
6/1/2015	56.71	82.11	67.66
6/2/2015	56.82	85.23	71.15
6/3/2015	52.05	71.56	60.82
6/4/2015	54.34	79.09	63.97
6/5/2015	53.65	67.68	59.22
6/6/2015	51.58	73.89	62.08
6/7/2015	50.77	72.63	60.73
Low	50.77	67.68	59.22
High	56.82	85.23	71.15
Average	53.70	76.03	63.66
Std Dev	2.24	5.82	3.98

Weather Station: CCSD

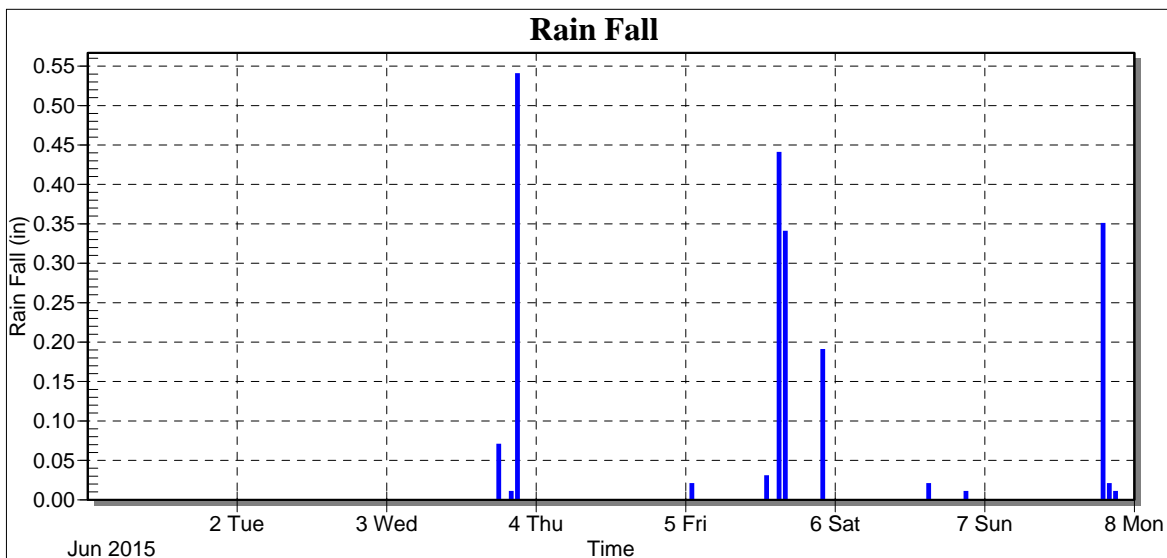


Location: Outback School

Report Type: Custom Day

Created: Monday, June 15, 2015 7:23 AM

Report Period: Monday, June 01, 2015 - Sunday, June 07, 2015



Date	Rain Fall (in)
6/1/2015	0.00
6/2/2015	0.00
6/3/2015	0.62
6/4/2015	0.00
6/5/2015	1.02
6/6/2015	0.03
6/7/2015	0.38
Low	0.00
High	1.02
Average	0.29
Std Dev	0.37
Total	2.05

Weather Station: CCSD

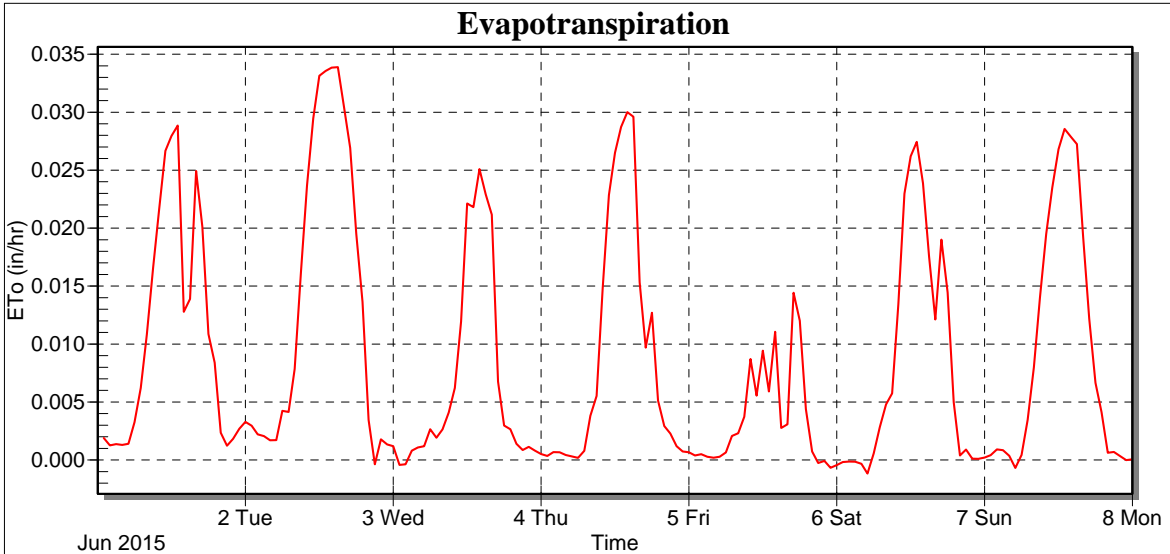


Location: Outback School

Report Type: Custom Day

Created: Monday, June 15, 2015 7:23 AM

Report Period: Monday, June 01, 2015 - Sunday, June 07, 2015



Date	Daily ETo (in/day)	Rain Fall (in)
6/1/2015	0.25	0.00
6/2/2015	0.33	0.00
6/3/2015	0.16	0.62
6/4/2015	0.22	0.00
6/5/2015	0.09	1.02
6/6/2015	0.20	0.03
6/7/2015	0.23	0.38
Low	0.09	0.000
High	0.33	1.020
Average	0.21	0.293
Std Dev	0.07	0.372
Total	1.48	2.050