

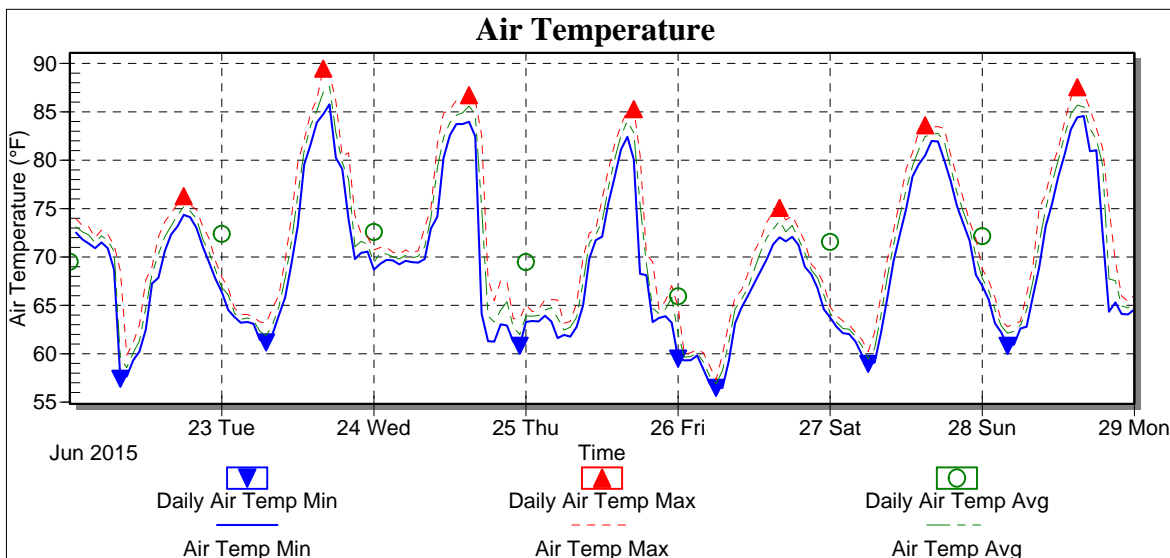
Weather Station: CCSD

Location: Outback School

Report Type: Custom Day

Created: Tuesday, July 07, 2015 2:59 PM

Report Period: Monday, June 22, 2015 - Sunday, June 28, 2015



| Date | Air Temp Min (°F) | Air Temp Max (°F) | Air Temp Avg (°F) |
|-----------|-------------------|-------------------|-------------------|
| 6/22/2015 | 57.42 | 76.28 | 69.50 |
| 6/23/2015 | 61.18 | 89.46 | 72.39 |
| 6/24/2015 | 60.82 | 86.72 | 72.58 |
| 6/25/2015 | 59.50 | 85.28 | 69.48 |
| 6/26/2015 | 56.48 | 75.07 | 65.94 |
| 6/27/2015 | 58.96 | 83.61 | 71.55 |
| 6/28/2015 | 60.82 | 87.55 | 72.15 |
| Low | 56.48 | 75.07 | 65.94 |
| High | 61.18 | 89.46 | 72.58 |
| Average | 59.31 | 83.42 | 70.51 |
| Std Dev | 1.68 | 5.19 | 2.22 |

Weather Station: CCSD

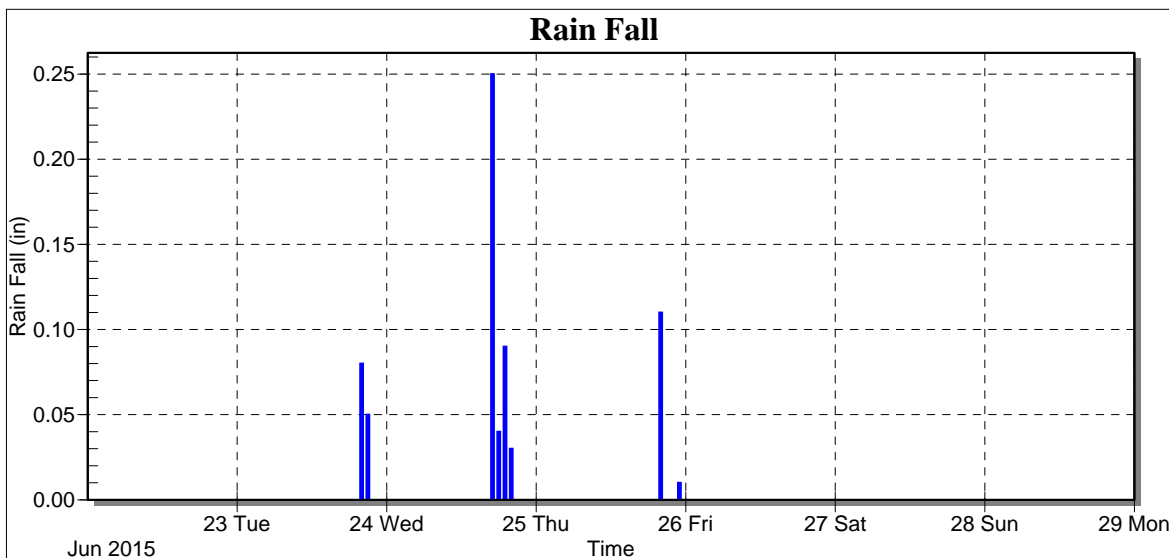


Location: Outback School

Report Type: Custom Day

Created: Tuesday, July 07, 2015 2:59 PM

Report Period: Monday, June 22, 2015 - Sunday, June 28, 2015



| Date | Rain Fall (in) |
|-----------|----------------|
| 6/22/2015 | 0.00 |
| 6/23/2015 | 0.13 |
| 6/24/2015 | 0.41 |
| 6/25/2015 | 0.12 |
| 6/26/2015 | 0.00 |
| 6/27/2015 | 0.00 |
| 6/28/2015 | 0.00 |
| | |
| Low | 0.00 |
| High | 0.41 |
| Average | 0.09 |
| Std Dev | 0.14 |
| Total | 0.66 |

Weather Station: CCSD

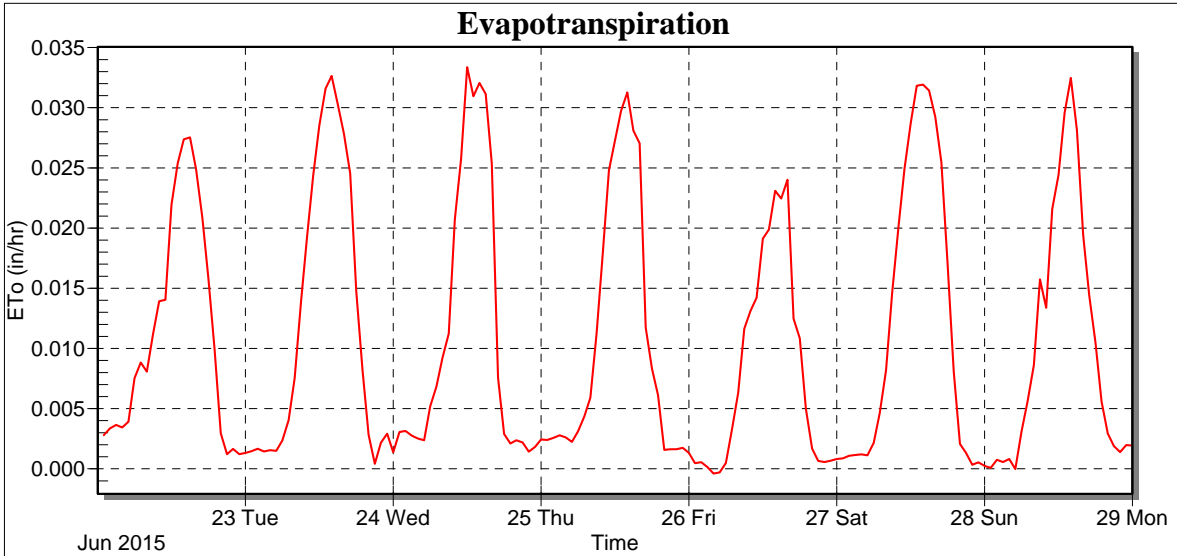


Location: Outback School

Report Type: Custom Day

Created: Tuesday, July 07, 2015 2:59 PM

Report Period: Monday, June 22, 2015 - Sunday, June 28, 2015



| Date | Daily ETo (in/day) | Rain Fall (in) |
|-----------|--------------------|----------------|
| 6/22/2015 | 0.26 | 0.00 |
| 6/23/2015 | 0.29 | 0.13 |
| 6/24/2015 | 0.27 | 0.41 |
| 6/25/2015 | 0.26 | 0.12 |
| 6/26/2015 | 0.19 | 0.00 |
| 6/27/2015 | 0.29 | 0.00 |
| 6/28/2015 | 0.24 | 0.00 |
| | | |
| Low | 0.19 | 0.000 |
| High | 0.29 | 0.410 |
| Average | 0.26 | 0.094 |
| Std Dev | 0.03 | 0.140 |
| Total | 1.80 | 0.660 |