

Weather Station: CCSD

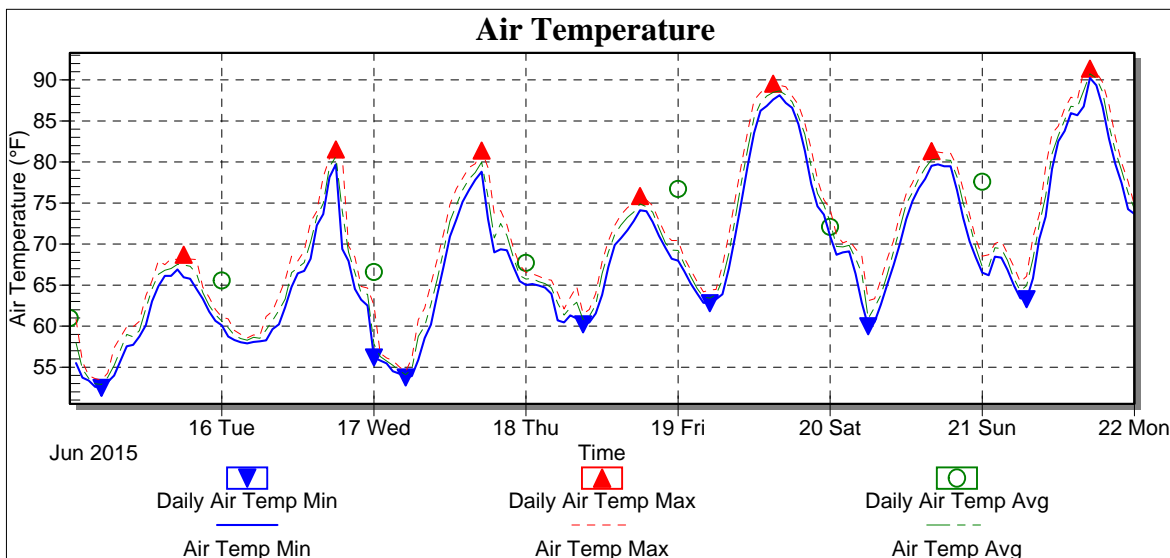


Location: Outback School

Report Type: Custom Day

Created: Monday, June 22, 2015 7:26 AM

Report Period: Monday, June 15, 2015 - Sunday, June 21, 2015



Date	Air Temp Min (°F)	Air Temp Max (°F)	Air Temp Avg (°F)
6/15/2015	52.48	68.70	60.98
6/16/2015	56.17	81.52	65.55
6/17/2015	53.74	81.39	66.59
6/18/2015	60.22	75.85	67.71
6/19/2015	62.80	89.53	76.70
6/20/2015	59.99	81.34	72.09
6/21/2015	63.28	91.36	77.58
Low	52.48	68.70	60.98
High	63.28	91.36	77.58
Average	58.38	81.38	69.60
Std Dev	3.98	7.15	5.65

Weather Station: CCSD

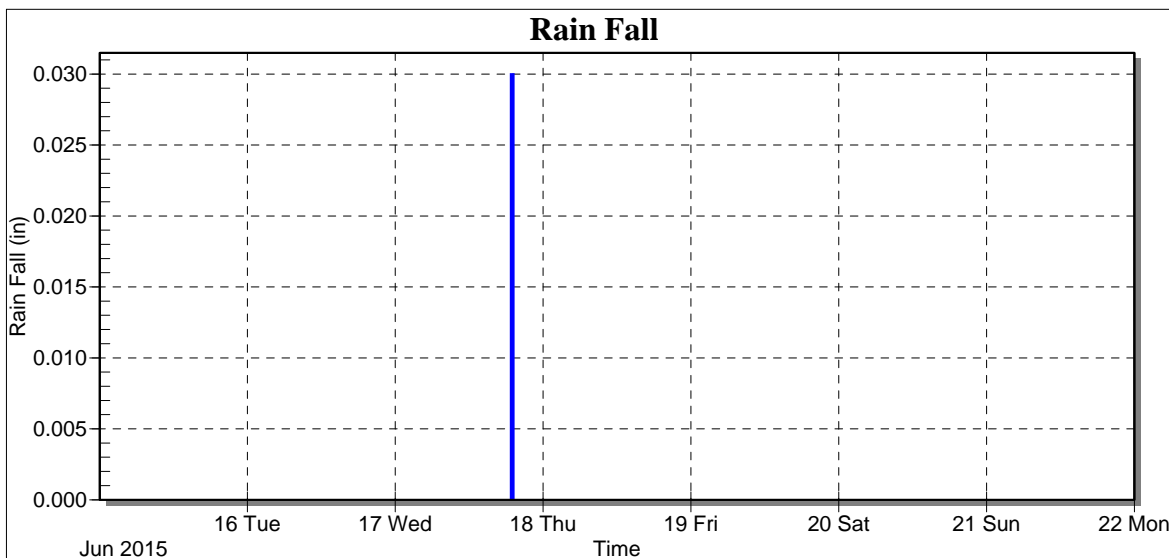


Location: Outback School

Report Type: Custom Day

Created: Monday, June 22, 2015 7:26 AM

Report Period: Monday, June 15, 2015 - Sunday, June 21, 2015



Date	Rain Fall (in)
6/15/2015	0.00
6/16/2015	0.00
6/17/2015	0.03
6/18/2015	0.00
6/19/2015	0.00
6/20/2015	0.00
6/21/2015	0.00
Low	0.00
High	0.03
Average	0.00
Std Dev	0.01
Total	0.03

Weather Station: CCSD

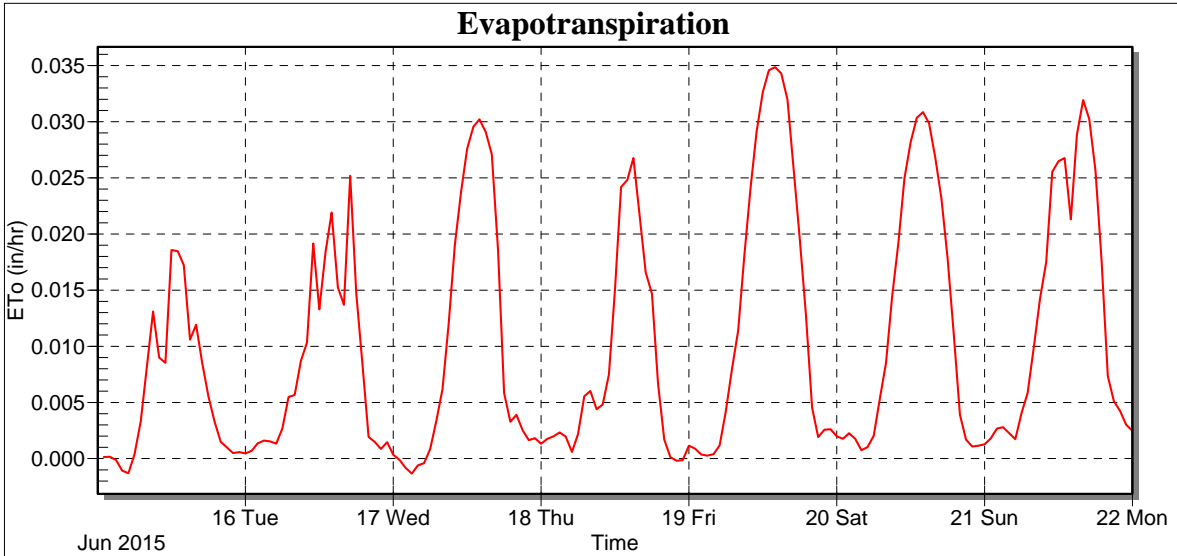


Location: Outback School

Report Type: Custom Day

Created: Monday, June 22, 2015 7:26 AM

Report Period: Monday, June 15, 2015 - Sunday, June 21, 2015



Date	Daily ETo (in/day)	Rain Fall (in)
6/15/2015	0.13	0.00
6/16/2015	0.20	0.00
6/17/2015	0.24	0.03
6/18/2015	0.19	0.00
6/19/2015	0.34	0.00
6/20/2015	0.29	0.00
6/21/2015	0.32	0.00
Low	0.13	0.000
High	0.34	0.030
Average	0.24	0.004
Std Dev	0.07	0.010
Total	1.71	0.030