

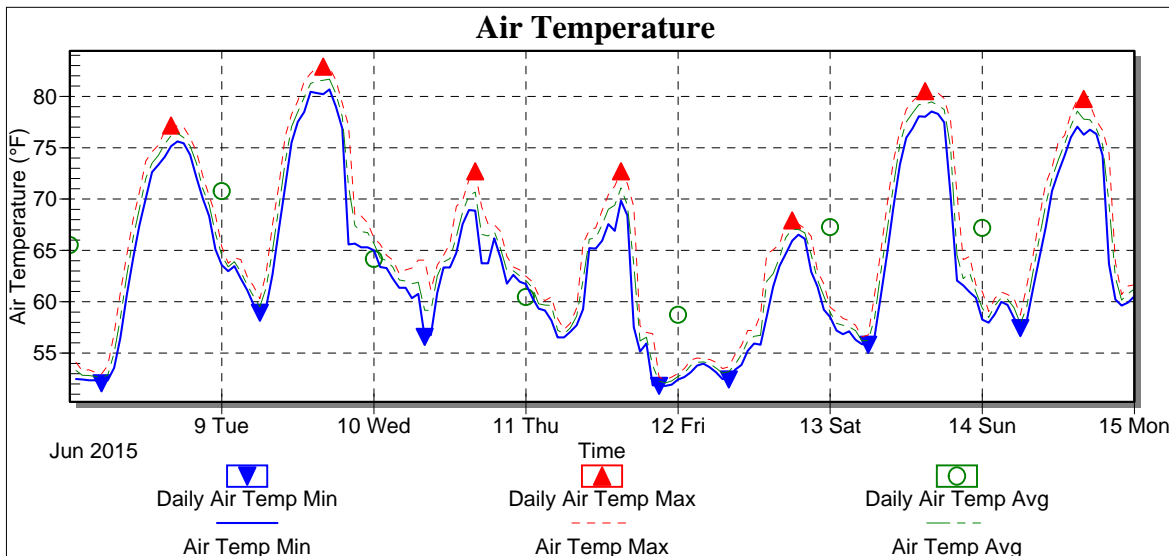
Weather Station: CCSD

Location: Outback School

Report Type: Custom Day

Created: Monday, June 15, 2015 7:21 AM

Report Period: Monday, June 08, 2015 - Sunday, June 14, 2015



Date	Air Temp Min (°F)	Air Temp Max (°F)	Air Temp Avg (°F)
6/8/2015	52.07	77.16	65.52
6/9/2015	58.93	82.89	70.78
6/10/2015	56.59	72.70	64.17
6/11/2015	51.82	72.70	60.46
6/12/2015	52.43	67.93	58.73
6/13/2015	55.81	80.51	67.27
6/14/2015	57.43	79.74	67.19
Low	51.82	67.93	58.73
High	58.93	82.89	70.78
Average	55.01	76.23	64.87
Std Dev	2.67	4.92	3.86

Weather Station: CCSD

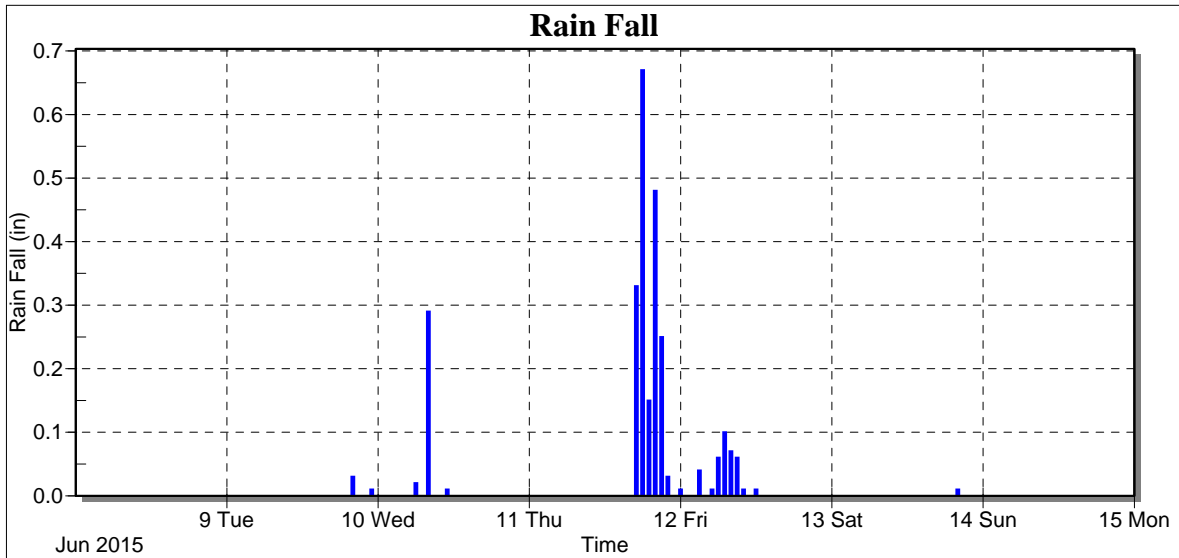


Location: Outback School

Report Type: Custom Day

Created: Monday, June 15, 2015 7:21 AM

Report Period: Monday, June 08, 2015 - Sunday, June 14, 2015



Date	Rain Fall (in)
6/8/2015	0.00
6/9/2015	0.04
6/10/2015	0.32
6/11/2015	1.92
6/12/2015	0.36
6/13/2015	0.01
6/14/2015	0.00
Low	0.00
High	1.92
Average	0.38
Std Dev	0.65
Total	2.65

Weather Station: CCSD

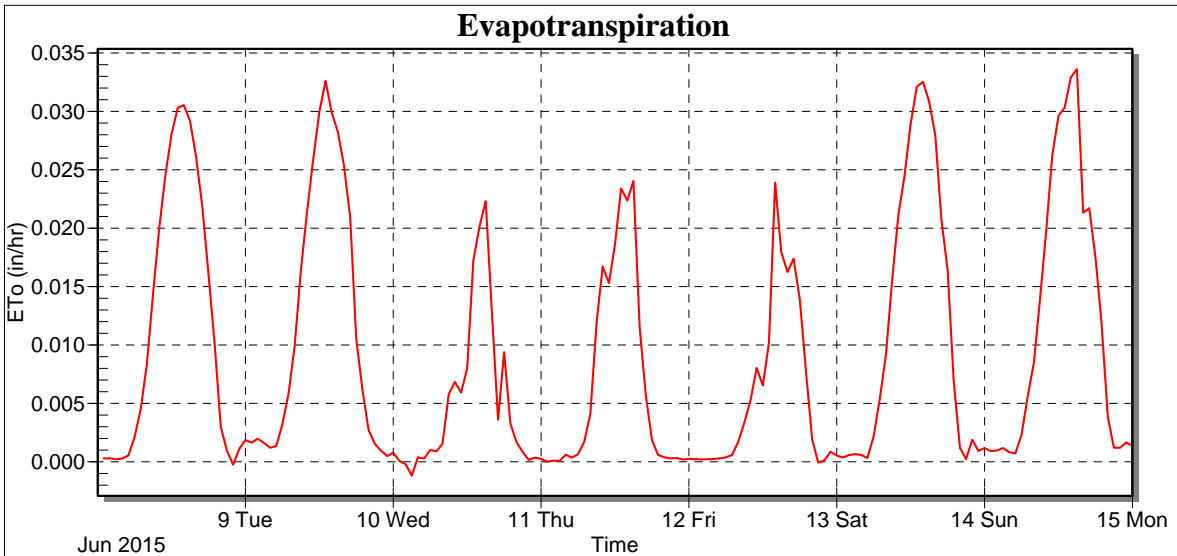


Location: Outback School

Report Type: Custom Day

Created: Monday, June 15, 2015 7:21 AM

Report Period: Monday, June 08, 2015 - Sunday, June 14, 2015



Date	Daily ETo (in/day)	Rain Fall (in)
6/8/2015	0.27	0.00
6/9/2015	0.28	0.04
6/10/2015	0.12	0.32
6/11/2015	0.16	1.92
6/12/2015	0.14	0.36
6/13/2015	0.28	0.01
6/14/2015	0.29	0.00
Low	0.12	0.000
High	0.29	1.920
Average	0.22	0.379
Std Dev	0.07	0.646
Total	1.54	2.650