

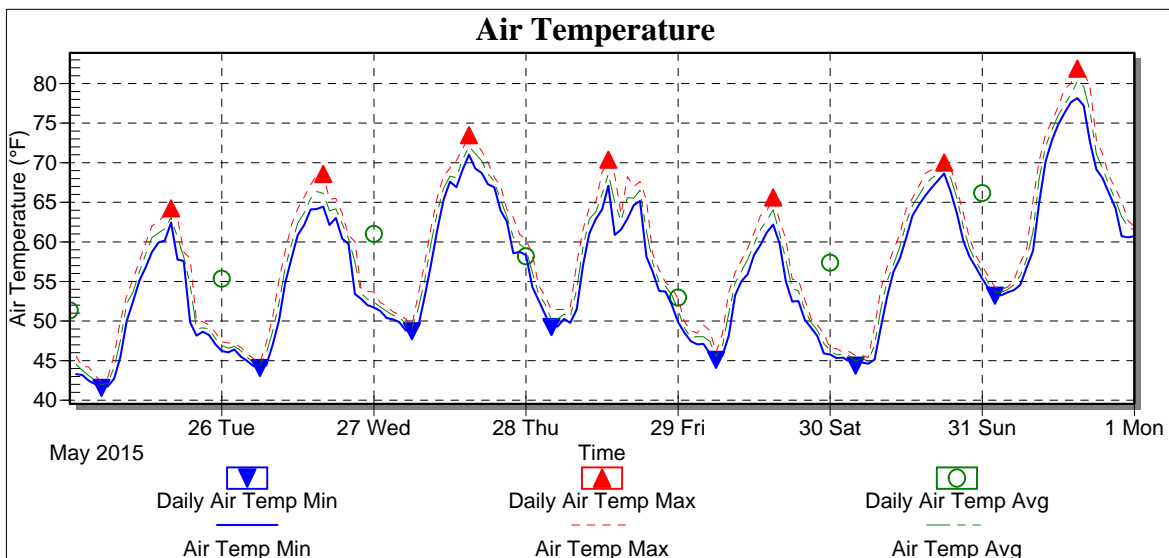
Weather Station: CCSD

Location: Outback School

Report Type: Custom Day

Created: Monday, June 01, 2015 7:28 AM

Report Period: Monday, May 25, 2015 - Sunday, May 31, 2015



Date	Air Temp Min (°F)	Air Temp Max (°F)	Air Temp Avg (°F)
5/25/2015	41.56	64.24	51.33
5/26/2015	44.07	68.58	55.34
5/27/2015	48.72	73.47	61.01
5/28/2015	49.24	70.38	58.17
5/29/2015	45.09	65.61	52.96
5/30/2015	44.36	70.02	57.37
5/31/2015	53.20	81.88	66.15
Low	41.56	64.24	51.33
High	53.20	81.88	66.15
Average	46.61	70.60	57.48
Std Dev	3.67	5.42	4.64

Weather Station: CCSD

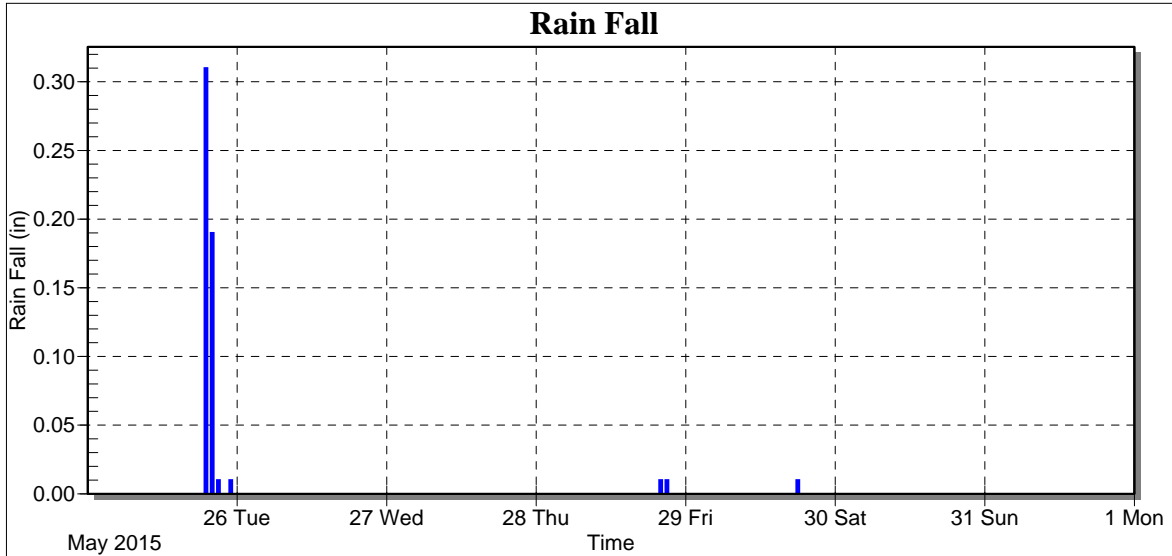


Location: Outback School

Report Type: Custom Day

Created: Monday, June 01, 2015 7:28 AM

Report Period: Monday, May 25, 2015 - Sunday, May 31, 2015



Date	Rain Fall (in)
5/25/2015	0.52
5/26/2015	0.00
5/27/2015	0.00
5/28/2015	0.02
5/29/2015	0.01
5/30/2015	0.00
5/31/2015	0.00
Low	0.00
High	0.52
Average	0.08
Std Dev	0.18
Total	0.55

Weather Station: CCSD

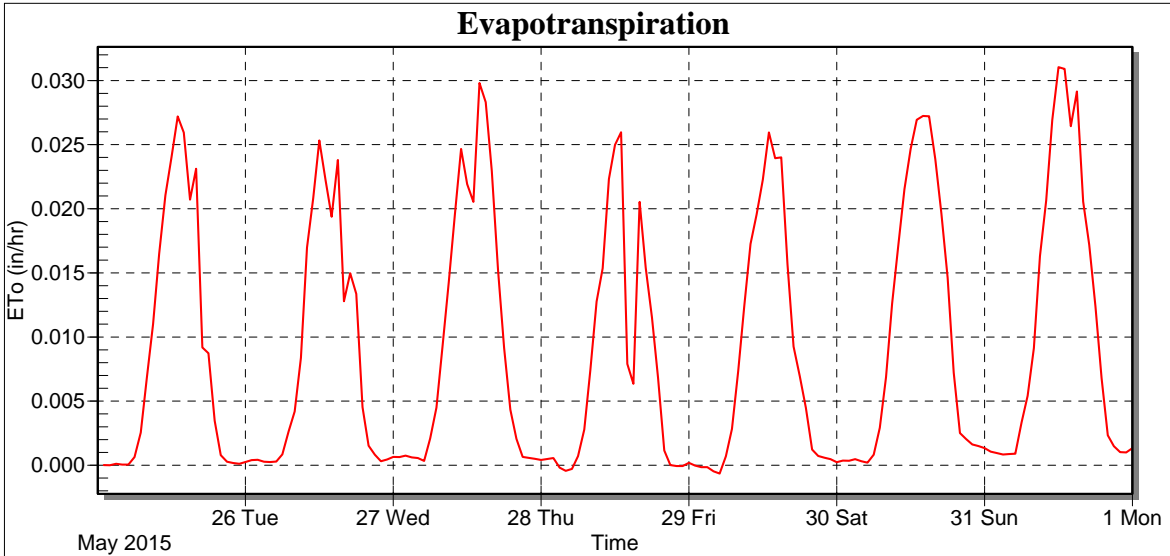


Location: Outback School

Report Type: Custom Day

Created: Monday, June 01, 2015 7:28 AM

Report Period: Monday, May 25, 2015 - Sunday, May 31, 2015



Date	Daily ETo (in/day)	Rain Fall (in)
5/25/2015	0.20	0.52
5/26/2015	0.20	0.00
5/27/2015	0.23	0.00
5/28/2015	0.18	0.02
5/29/2015	0.19	0.01
5/30/2015	0.24	0.00
5/31/2015	0.27	0.00
Low	0.18	0.000
High	0.27	0.520
Average	0.22	0.079
Std Dev	0.03	0.180
Total	1.51	0.550