

Weather Station: CCSD

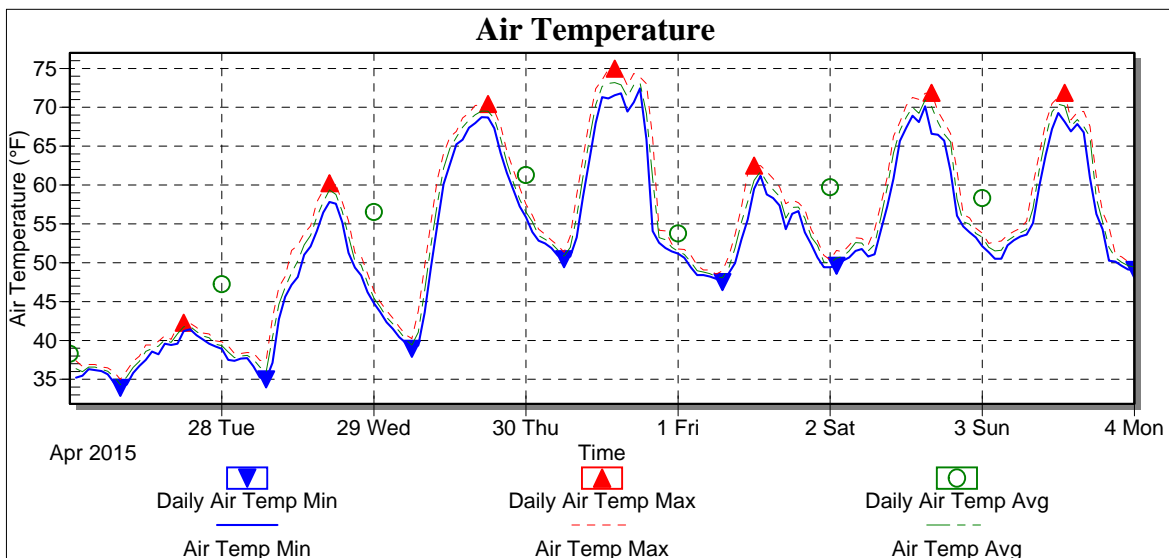


Location: Outback School

Report Type: Custom Day

Created: Monday, May 04, 2015 2:46 PM

Report Period: Monday, April 27, 2015 - Sunday, May 03, 2015



Date	Air Temp Min (°F)	Air Temp Max (°F)	Air Temp Avg (°F)
4/27/2015	33.90	42.28	38.28
4/28/2015	34.99	60.22	47.24
4/29/2015	38.93	70.41	56.53
4/30/2015	50.45	74.97	61.28
5/1/2015	47.52	62.49	53.76
5/2/2015	49.60	71.85	59.72
5/3/2015	49.06	71.85	58.31
Low	33.90	42.28	38.28
High	50.45	74.97	61.28
Average	43.49	64.87	53.59
Std Dev	6.74	10.47	7.58

Weather Station: CCSD

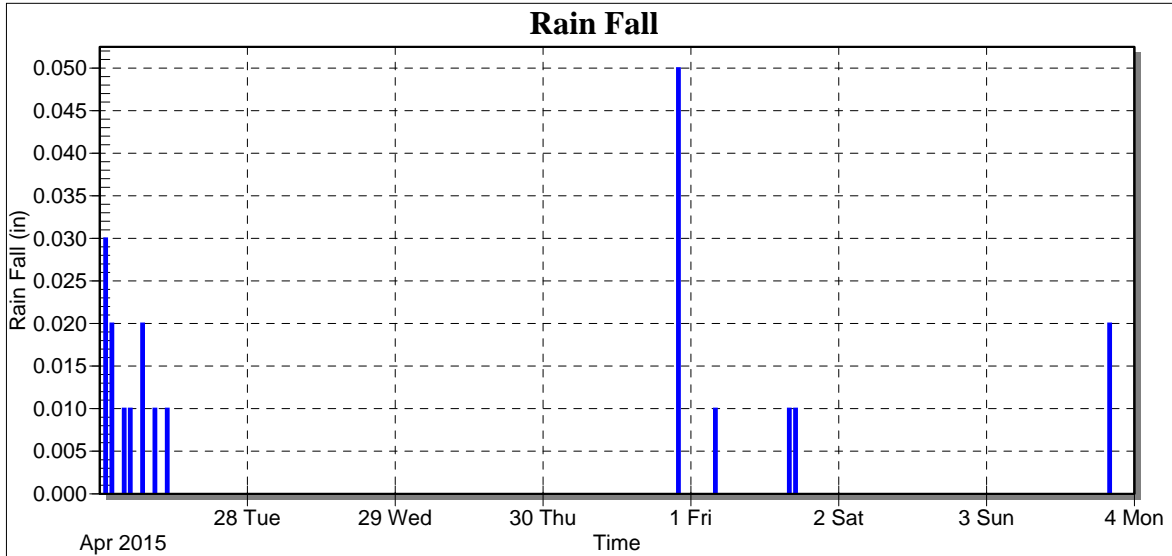


Location: Outback School

Report Type: Custom Day

Created: Monday, May 04, 2015 2:46 PM

Report Period: Monday, April 27, 2015 - Sunday, May 03, 2015



Date	Rain Fall (in)
4/27/2015	0.11
4/28/2015	0.00
4/29/2015	0.00
4/30/2015	0.05
5/1/2015	0.03
5/2/2015	0.00
5/3/2015	0.02
Low	0.00
High	0.11
Average	0.03
Std Dev	0.04
Total	0.21

Weather Station: CCSD

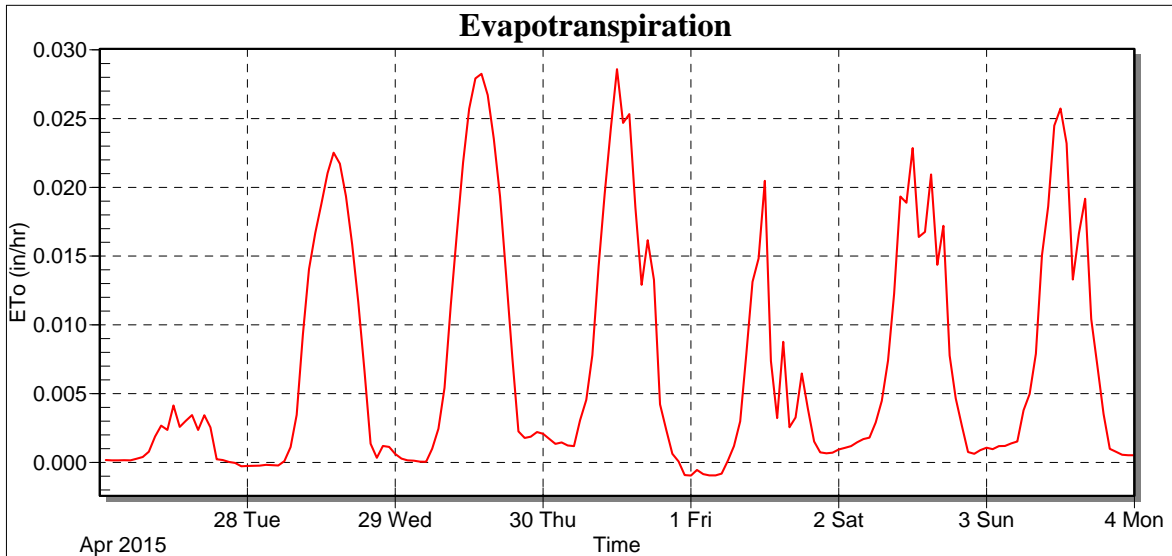


Location: Outback School

Report Type: Custom Day

Created: Monday, May 04, 2015 2:46 PM

Report Period: Monday, April 27, 2015 - Sunday, May 03, 2015



Date	Daily ETo (in/day)	Rain Fall (in)
4/27/2015	0.03	0.11
4/28/2015	0.19	0.00
4/29/2015	0.24	0.00
4/30/2015	0.23	0.05
5/1/2015	0.10	0.03
5/2/2015	0.20	0.00
5/3/2015	0.20	0.02
Low	0.03	0.000
High	0.24	0.110
Average	0.17	0.030
Std Dev	0.07	0.037
Total	1.19	0.210