

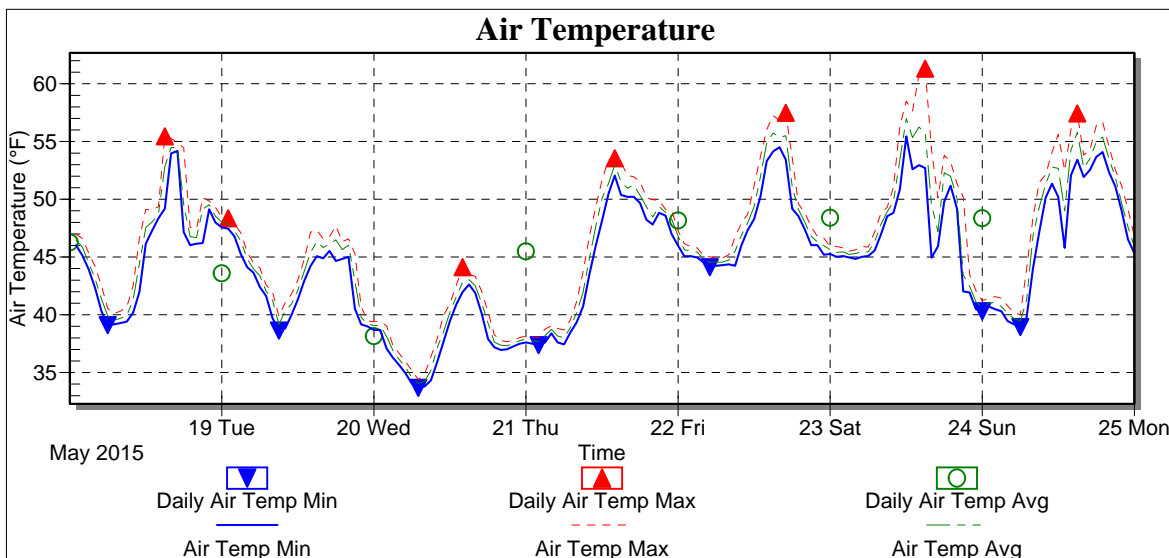
# Weather Station: CCSD

Location: Outback School

Report Type: Custom Day

Created: Tuesday, May 26, 2015 7:58 AM

Report Period: Monday, May 18, 2015 - Sunday, May 24, 2015



Date	Air Temp Min (°F)	Air Temp Max (°F)	Air Temp Avg (°F)
5/18/2015	39.11	55.45	46.27
5/19/2015	38.63	48.36	43.59
5/20/2015	33.68	44.12	38.14
5/21/2015	37.37	53.55	45.49
5/22/2015	44.12	57.49	48.17
5/23/2015	40.31	61.30	48.40
5/24/2015	38.93	57.43	48.35
Low	33.68	44.12	38.14
High	44.12	61.30	48.40
Average	38.88	53.96	45.49
Std Dev	2.90	5.46	3.42

# Weather Station: CCSD

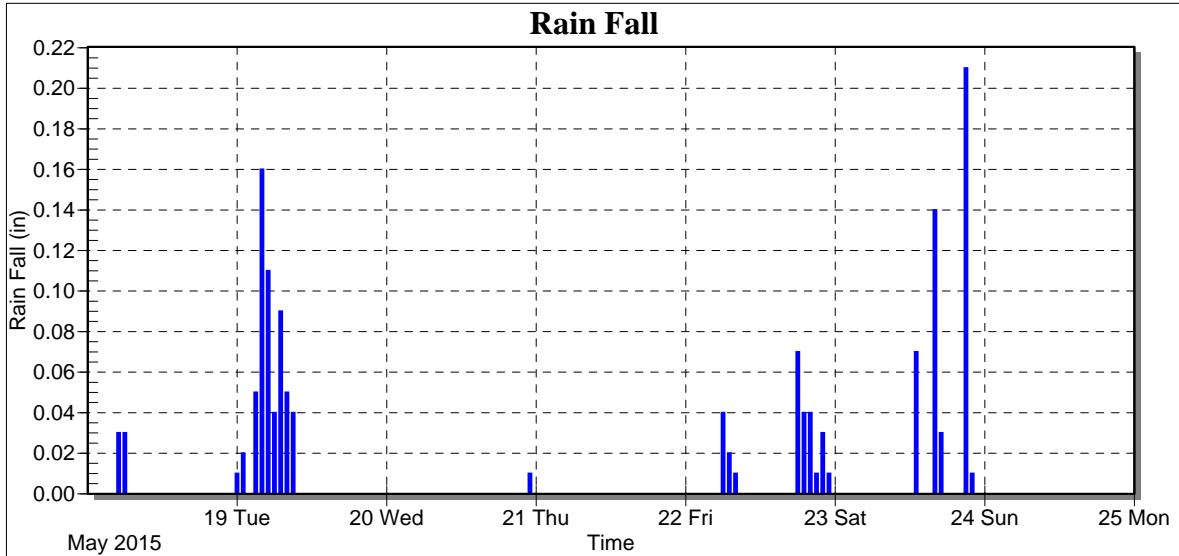


Location: Outback School

Report Type: Custom Day

Created: Tuesday, May 26, 2015 7:58 AM

Report Period: Monday, May 18, 2015 - Sunday, May 24, 2015



Date	Rain Fall (in)
5/18/2015	0.07
5/19/2015	0.56
5/20/2015	0.01
5/21/2015	0.00
5/22/2015	0.27
5/23/2015	0.46
5/24/2015	0.00
Low	0.00
High	0.56
Average	0.20
Std Dev	0.22
Total	1.37

# Weather Station: CCSD

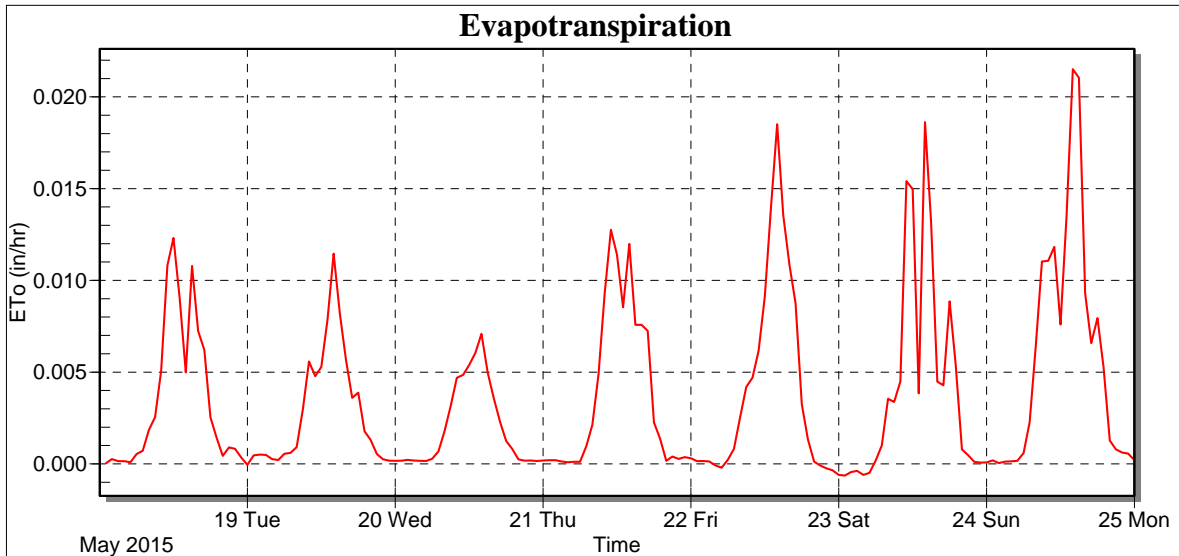


Location: Outback School

Report Type: Custom Day

Created: Tuesday, May 26, 2015 7:58 AM

Report Period: Monday, May 18, 2015 - Sunday, May 24, 2015



Date	Daily ETo (in/day)	Rain Fall (in)
5/18/2015	0.08	0.07
5/19/2015	0.07	0.56
5/20/2015	0.05	0.01
5/21/2015	0.09	0.00
5/22/2015	0.10	0.27
5/23/2015	0.10	0.46
5/24/2015	0.14	0.00
Low	0.05	0.000
High	0.14	0.560
Average	0.09	0.196
Std Dev	0.03	0.219
Total	0.63	1.370