

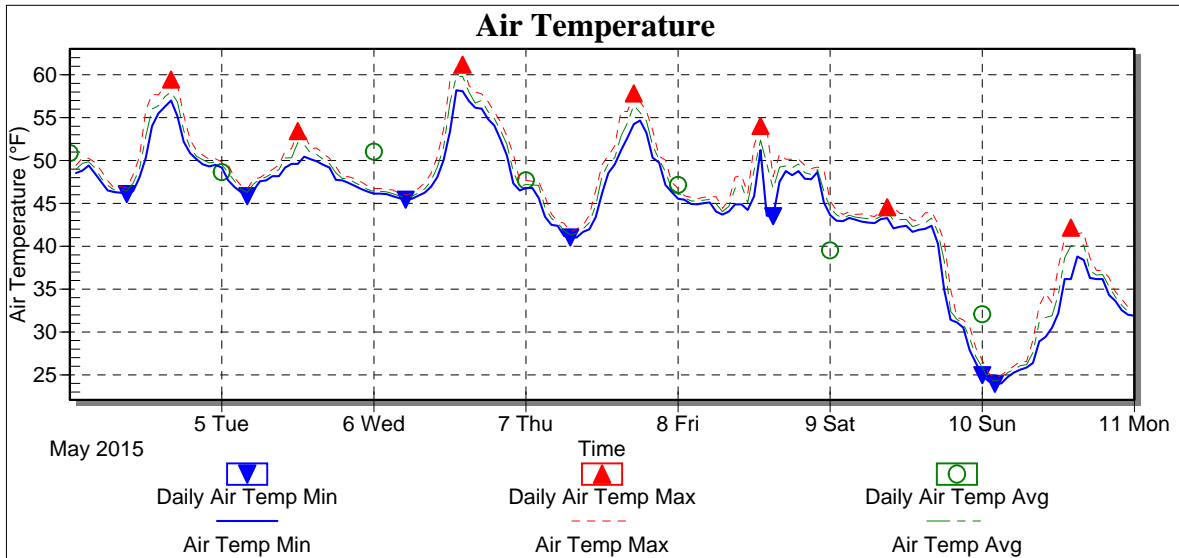
Weather Station: CCSD

Location: Outback School

Report Type: Custom Day

Created: Thursday, May 14, 2015 8:09 AM

Report Period: Monday, May 04, 2015 - Sunday, May 10, 2015



Date	Air Temp Min (°F)	Air Temp Max (°F)	Air Temp Avg (°F)
5/4/2015	46.08	59.45	50.87
5/5/2015	45.84	53.44	48.65
5/6/2015	45.43	61.18	51.02
5/7/2015	41.02	57.83	47.69
5/8/2015	43.51	54.03	47.14
5/9/2015	24.96	44.55	39.51
5/10/2015	23.95	42.16	32.07
Low	23.95	42.16	32.07
High	46.08	61.18	51.02
Average	38.68	53.23	45.28
Std Dev	9.15	6.78	6.47

Weather Station: CCSD

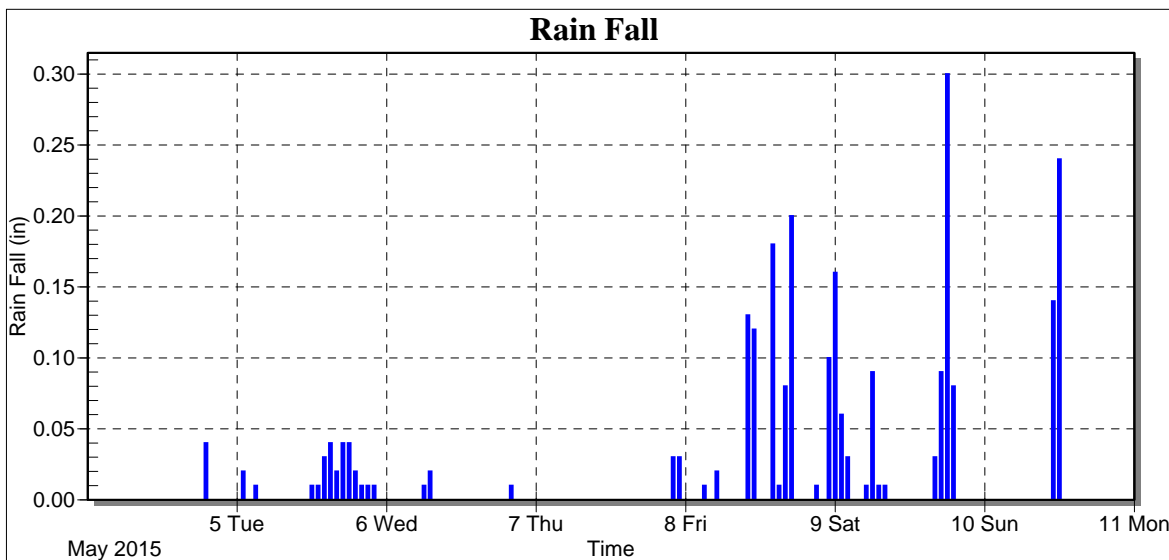


Location: Outback School

Report Type: Custom Day

Created: Thursday, May 14, 2015 8:09 AM

Report Period: Monday, May 04, 2015 - Sunday, May 10, 2015



Date	Rain Fall (in)
5/4/2015	0.04
5/5/2015	0.27
5/6/2015	0.04
5/7/2015	0.06
5/8/2015	1.02
5/9/2015	0.71
5/10/2015	0.38
Low	0.04
High	1.02
Average	0.36
Std Dev	0.35
Total	2.52

Weather Station: CCSD

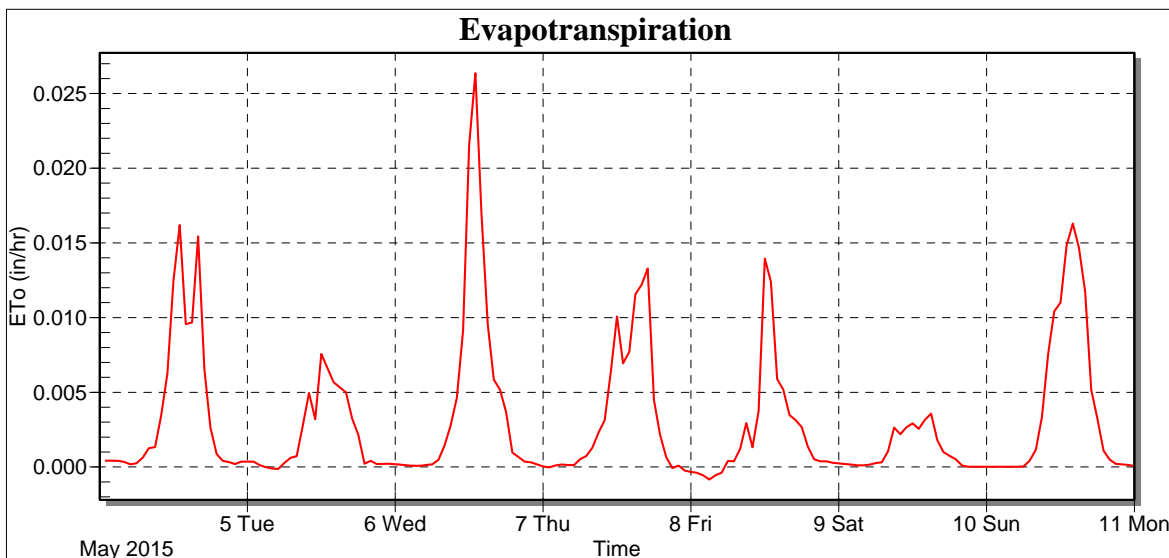


Location: Outback School

Report Type: Custom Day

Created: Thursday, May 14, 2015 8:09 AM

Report Period: Monday, May 04, 2015 - Sunday, May 10, 2015



Date	Daily ETo (in/day)	Rain Fall (in)
5/4/2015	0.09	0.04
5/5/2015	0.05	0.27
5/6/2015	0.11	0.04
5/7/2015	0.08	0.06
5/8/2015	0.06	1.02
5/9/2015	0.03	0.71
5/10/2015	0.10	0.38
Low	0.03	0.040
High	0.11	1.020
Average	0.07	0.360
Std Dev	0.03	0.351
Total	0.52	2.520