

Weather Station: CCSD

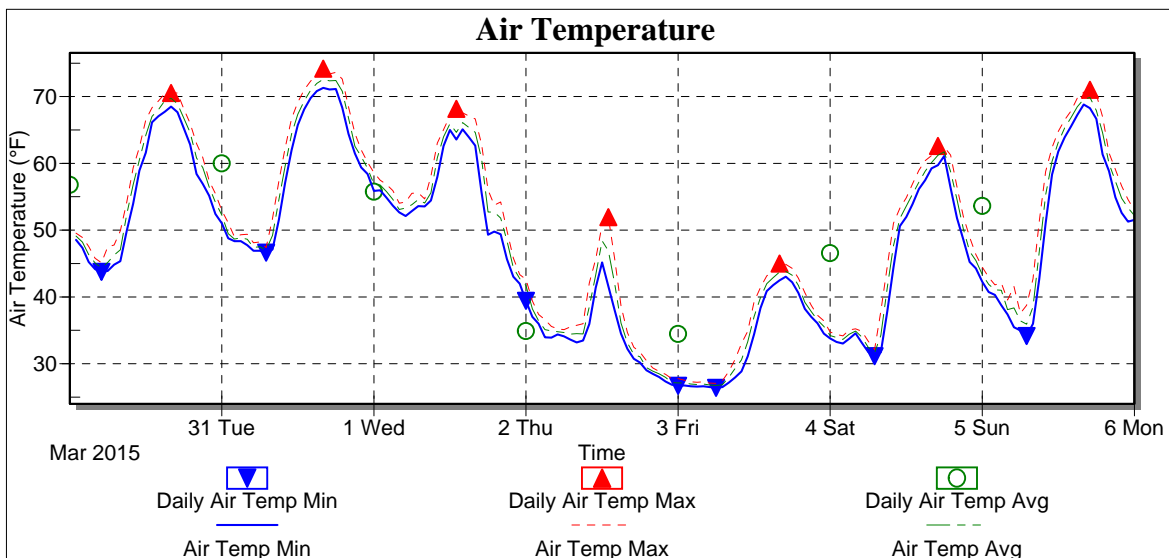


Location: Outback School

Report Type: Custom Day

Created: Monday, April 20, 2015 9:15 AM

Report Period: Monday, March 30, 2015 - Sunday, April 05, 2015



| Date | Air Temp Min (°F) | Air Temp Max (°F) | Air Temp Avg (°F) |
|-----------|-------------------|-------------------|-------------------|
| 3/30/2015 | 43.75 | 70.54 | 56.80 |
| 3/31/2015 | 46.62 | 74.17 | 59.99 |
| 4/1/2015 | 39.41 | 68.16 | 55.76 |
| 4/2/2015 | 26.68 | 51.94 | 34.88 |
| 4/3/2015 | 26.39 | 45.00 | 34.46 |
| 4/4/2015 | 31.11 | 62.60 | 46.55 |
| 4/5/2015 | 34.14 | 71.01 | 53.62 |
| Low | 26.39 | 45.00 | 34.46 |
| High | 46.62 | 74.17 | 59.99 |
| Average | 35.44 | 63.35 | 48.87 |
| Std Dev | 7.45 | 10.13 | 9.75 |

Weather Station: CCSD

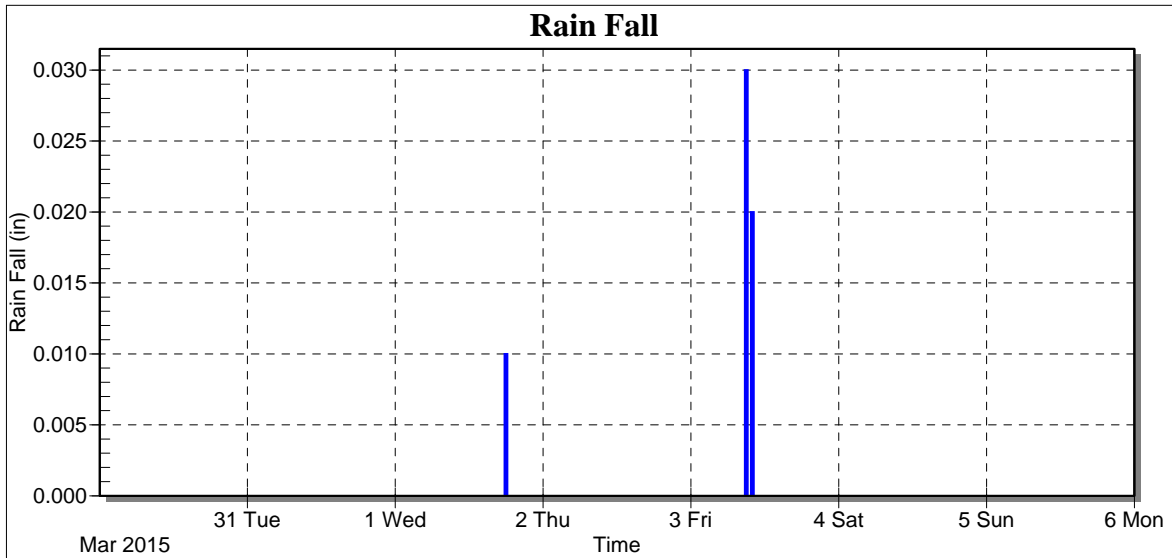


Location: Outback School

Report Type: Custom Day

Created: Monday, April 20, 2015 9:15 AM

Report Period: Monday, March 30, 2015 - Sunday, April 05, 2015



| Date | Rain Fall (in) |
|-----------|----------------|
| 3/30/2015 | 0.00 |
| 3/31/2015 | 0.00 |
| 4/1/2015 | 0.01 |
| 4/2/2015 | 0.00 |
| 4/3/2015 | 0.05 |
| 4/4/2015 | 0.02 |
| 4/5/2015 | 0.00 |
| Low | 0.00 |
| High | 0.05 |
| Average | 0.01 |
| Std Dev | 0.02 |
| Total | 0.06 |

Weather Station: CCSD

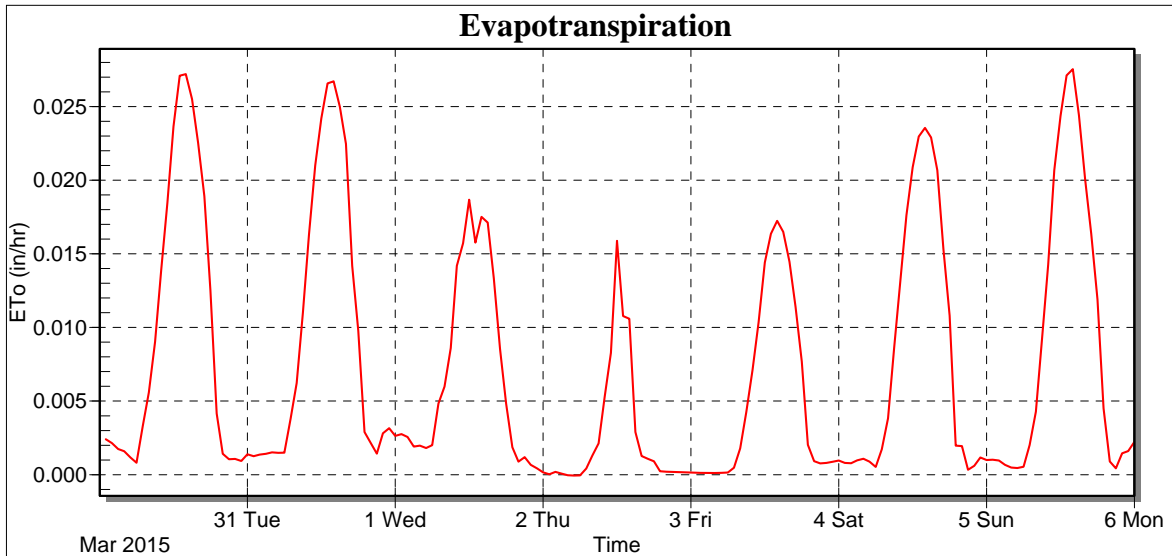


Location: Outback School

Report Type: Custom Day

Created: Monday, April 20, 2015 9:15 AM

Report Period: Monday, March 30, 2015 - Sunday, April 05, 2015



| Date | Daily ETo (in/day) | Rain Fall (in) |
|-----------|--------------------|----------------|
| 3/30/2015 | 0.23 | 0.00 |
| 3/31/2015 | 0.23 | 0.00 |
| 4/1/2015 | 0.16 | 0.01 |
| 4/2/2015 | 0.06 | 0.00 |
| 4/3/2015 | 0.13 | 0.05 |
| 4/4/2015 | 0.19 | 0.00 |
| 4/5/2015 | 0.22 | 0.00 |
| | | |
| Low | 0.06 | 0.000 |
| High | 0.23 | 0.050 |
| Average | 0.17 | 0.009 |
| Std Dev | 0.06 | 0.017 |
| Total | 1.22 | 0.060 |