

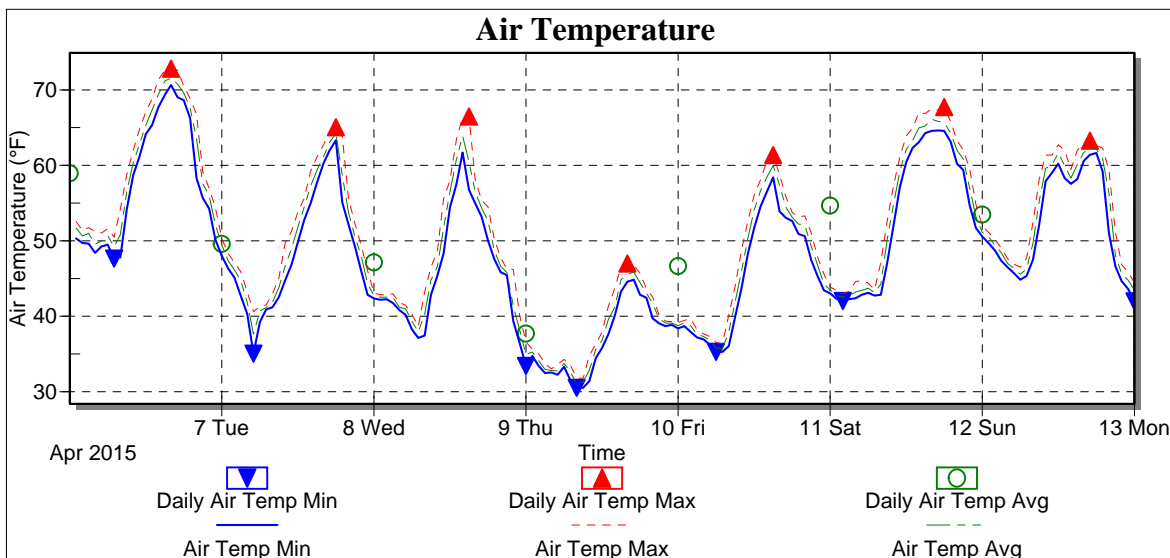
Weather Station: CCSD

Location: Outback School

Report Type: Custom Day

Created: Monday, April 20, 2015 10:03 AM

Report Period: Monday, April 06, 2015 - Sunday, April 12, 2015



Date	Air Temp Min (°F)	Air Temp Max (°F)	Air Temp Avg (°F)
4/6/2015	47.64	72.81	58.94
4/7/2015	35.04	65.05	49.59
4/8/2015	33.42	66.47	47.13
4/9/2015	30.52	46.98	37.70
4/10/2015	35.28	61.36	46.64
4/11/2015	42.03	67.73	54.66
4/12/2015	41.97	63.27	53.48
Low	30.52	46.98	37.70
High	47.64	72.81	58.94
Average	37.99	63.38	49.73
Std Dev	5.58	7.50	6.37

Weather Station: CCSD

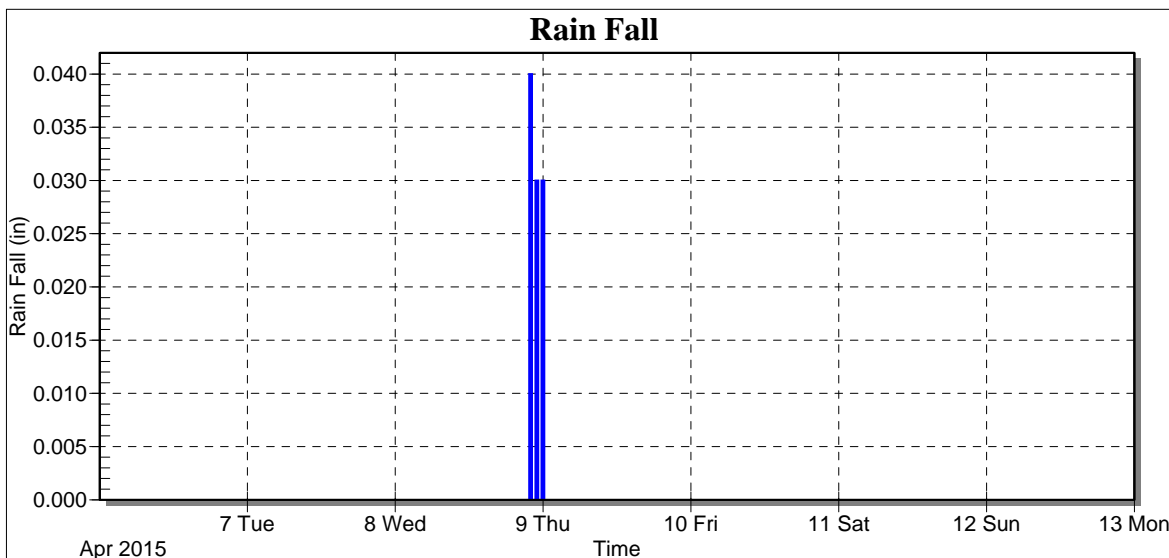


Location: Outback School

Report Type: Custom Day

Created: Monday, April 20, 2015 10:03 AM

Report Period: Monday, April 06, 2015 - Sunday, April 12, 2015



Date	Rain Fall (in)
4/6/2015	0.00
4/7/2015	0.00
4/8/2015	0.10
4/9/2015	0.00
4/10/2015	0.00
4/11/2015	0.00
4/12/2015	0.00
Low	0.00
High	0.10
Average	0.01
Std Dev	0.03
Total	0.10

Weather Station: CCSD

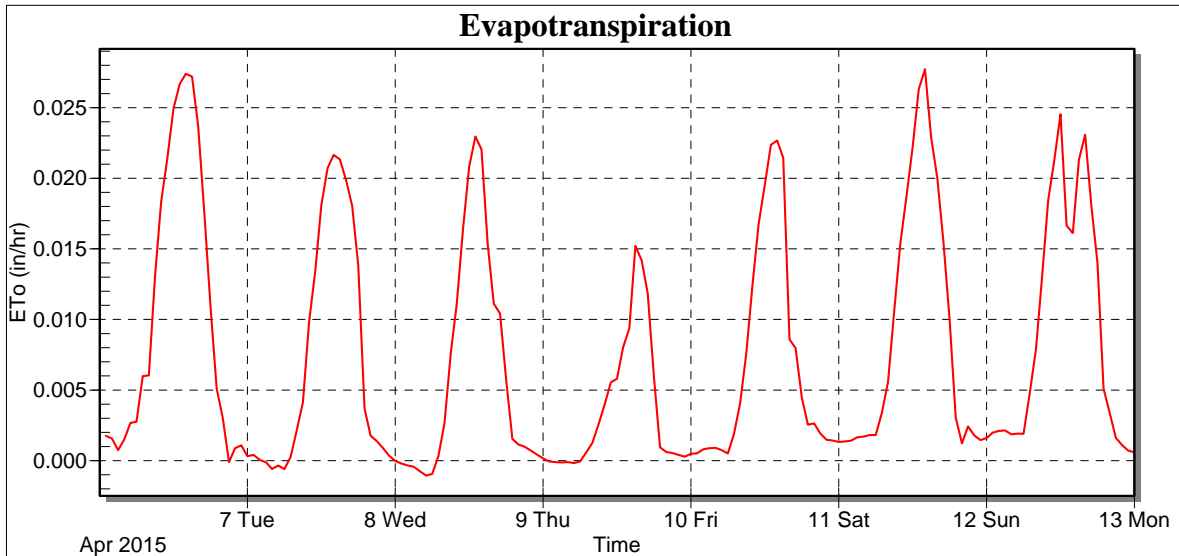


Location: Outback School

Report Type: Custom Day

Created: Monday, April 20, 2015 10:03 AM

Report Period: Monday, April 06, 2015 - Sunday, April 12, 2015



Date	Daily ETo (in/day)	Rain Fall (in)
4/6/2015	0.24	0.00
4/7/2015	0.17	0.00
4/8/2015	0.15	0.10
4/9/2015	0.09	0.00
4/10/2015	0.17	0.00
4/11/2015	0.22	0.00
4/12/2015	0.22	0.00
Low	0.09	0.000
High	0.24	0.100
Average	0.18	0.014
Std Dev	0.05	0.035
Total	1.26	0.100